

# **GENDER EQUALITY & DEVELOPMENT**

## **Engaging men and boys in advancing women's agency: Where we stand and new directions**

Paul J. Fleming  
Gary Barker  
Jennifer McCleary-Sills  
Matthew Morton

*This paper was commissioned by the World Bank Group to help inform a forthcoming report on women's voice, agency, and participation. It does not necessarily reflect the views and research of the World Bank Group.*

Feedback and comments are welcome at: [genderandagency@worldbank.org](mailto:genderandagency@worldbank.org)  
More details about the report are available at: [www.worldbank.org/gender/agency](http://www.worldbank.org/gender/agency)



Public Disclosure Authorized

Public Disclosure Authorized

Public Disclosure Authorized

Public Disclosure Authorized

## Table of Contents

INTRODUCTION.....	4
Gender norms and women’s agency .....	5
<i>What are gender norms and why do they matter?</i> .....	5
<i>Intergenerational Transmission of Gender Norms</i> .....	9
<i>Changeability of Gender Norms</i> .....	10
Men’s varied roles and women’s agency .....	10
<i>Men and the five domains of agency</i> .....	11
<i>Men as Perpetrators of Violence</i> .....	12
<i>Men as Victims of Violence</i> .....	15
<i>Men as advocates for preventing violence against women</i> .....	16
Examining male pay-offs to women’s agency and gender equality.....	17
<i>Costs of gender inequality and violence against women for men</i> .....	17
<i>Benefits of gender equality for men</i> .....	18
Identifying new directions and strategies.....	18
METHODS.....	19
Settings and Procedures .....	19
Measures .....	22
<i>Demographic variables</i> .....	22
<i>Outcome Variables</i> .....	22
<i>Attitudinal and Behavioral Variables</i> .....	23
Data Analysis .....	24
Limitations .....	25
RESULTS.....	26
Attitudes towards gender equality.....	28
Attitudes and practices regarding women’s roles and responsibilities.....	29
Men’s attitudes regarding violence against women .....	31
Perpetration of Violence against women .....	35
Men reporting they would prevent violence against women .....	43
DISCUSSION .....	47
Key Findings .....	48
<i>Support from men for gender equality and women’s agency</i> .....	48
<i>The role of education and other factors</i> .....	48

<i>Violence against women still common but can be prevented</i> .....	49
<i>Risk factors for perpetrating violence</i> .....	49
<i>Men can be advocates against violence</i> .....	51
Comparison with findings from Peers for Prevention (P4P).....	51
Promising Directions for Interventions and Policy .....	54
<i>Community-level interventions</i> .....	54
<i>Mass media</i> .....	56
<i>Leveraging Policy</i> .....	56
Future Research Directions .....	60
CONCLUSIONS .....	61
REFERENCES .....	63

## **Tables and Figures**

Table 2 .....	28
Table 3 .....	30
Table 4 .....	30
Table 5 .....	31
Table 6 .....	33
Table 7 .....	33
Table 8 .....	34
Table 10.....	40
Table 11.....	42
Table 12.....	46
Table 13.....	46
Table 14.....	47
Table 15.....	54
Table 16.....	82
Table 17.....	83
Figure 1 .....	21
Figure 2.....	33
Figure 3.....	34
Figure 4.....	37
Figure 5.....	38
Figure 6.....	41
Figure 7.....	43
Figure 8.....	58

## **ABSTRACT**

Despite advances in gender equality, women and girls still face disadvantages and limits on their agency. Men and women are both subject to gender norms that influence their behaviors and these norms can constrain women's agency and can encourage men to adopt behaviors, including sometimes violent behaviors, which further constrain women's agency. Men and boys can be key stakeholders and allies to increase women's agency and this paper focuses on examining men's attitudes and behaviors related to gender equality and violence perpetration to better understand how to engage men and boys as. To do so, we use data that were collected from men and women from eight countries (Bosnia, Brazil, Chile, Croatia, Democratic Republic of Congo, India, Mexico, and Rwanda) as part of the International Men and Gender Equality Survey (IMAGES). We found that there is wide variation across countries in men's support for gender equality, equal roles for men and women, and acceptability of violence against women. In multivariate analysis examining predictors of men ever perpetrating physical violence against a partner, we found that older age, witnessing partner violence against one's mother, permissive attitudes towards violence against women, having inequitable attitudes, and having been involved in fights generally were all associated with a higher likelihood of perpetrating violence. A majority of men is willing to intervene if they witness violence against a woman, and men who do not support violence against women, are not violent generally, and are aware of laws prohibiting violence against women are more likely to intervene. We interpret these findings and identify key knowledge gaps and directions for future research, public policies, evaluation, and programming

### **Key findings:**

- In most countries, male perpetrators of violence are more likely to be depressed or engage in binge drinking than non-perpetrators.
- Witnessing one's mother being abused by a partner is one of the strongest predictors of ever perpetrating violence, suggesting that efforts should focus on breaking the intergenerational transmission of norms and violence.
- Being involved with violent fights generally is a significant predictor of ever perpetrating violence, suggesting that programs and policies reducing violence generally may also have an effect on violence specifically against women.
- A majority of men is willing to intervene upon witnessing violence against a woman, and men who do not support violence against women, are not violent generally, and who are aware of laws prohibiting violence against women are more likely to intervene.

## INTRODUCTION

The *World Development Report 2012 (WDR 2012)* highlights the important economic, health, and social gains that can be achieved by increasing gender equality worldwide (World Bank 2011b). Despite advances in gender equality, women and girls still face disadvantages and limits on their ability to make choices for themselves. The *WDR 2012* identifies increasing women's agency, or the "ability to make choices to achieve desired outcomes" (p. 3), as one of four priority area for achieving gender equality. And while the report focuses on women and girls, increasing their agency cannot occur in isolation.

Men and women both are subject to gender norms that influence their behaviors. These norms can constrain women's agency and can encourage men to adopt behaviors, including sometimes violent behaviors, which further constrain women's agency. The constraints associated with gender norms typically lead to sub-optimal health, livelihood, and well-being outcomes for men, women, boys, and girls. This paper focuses on examining men's attitudes and behaviors related to gender equality and violence perpetration to better understand how to engage men and boys as key stakeholders and allies to increase women's agency.

This background paper aims to review and deepen the evidence base on the role of men and boys in advancing women's agency. The objectives of this paper include the following:

- Review background literature on the influence of gender norms on men and women's behaviors and attitudes, discussing the role of men and boys in each of the domains of women's agency identified in the *WDR 2012*.
- Review men's use of violence against women and examine the benefits of gender equality and women's agency for men.
- Present new analyses from the International Men and Gender Equality Survey (IMAGES) that focus on men's attitudes and practices, and their roles as perpetrators of violence and as allies in promoting women's agency in eight countries.
- Outline key knowledge gaps and directions for future research, public policies, evaluation, and programming.

### **Gender norms and women's agency**

#### ***What are gender norms and why do they matter?***

Gender norms are broadly understood by members of a population and are considered "those qualities of femaleness and maleness that develop as a result of socialization rather than biological

predisposition”(Boles & Hoeverler 2004). Distinct norms of behaviors for men and women are socially constructed, which means that gender is created through patterns of social interactions, not determined biologically (Connell 1987).

These norms of behavior for men and women are particularly powerful because deviations can be punished through social exclusion, ostracism, or sometimes violence (Dorais & Lajeunesse 2004). For a woman who breaks restrictive norms of femininity, for instance, social or physical punishment can include ridicule by peers, expulsion from her home, or violence (Macmillan & Gartner 1999; Reidy, Shirk, Sloan, & Zeichner 2009). For example, one Tanzania woman participating in a focus group on violence against women described common punishment for not obeying her husband: *“It is very common if you refuse his orders you will be beaten, when he denies to start a business and you did it anyway, you will be beaten.”* (McCleary-Sills et al. 2013) These consequences serve to limit women’s agency. In the most gender unequal societies, the negative consequences are so great that most women have little room to deviate from the societal norms and make choices for themselves without serious repercussions.

Men’s actions and behaviors are subject to norms of masculinity in the same way that women are subject to norms of femininity. Examinations of gender norms often focus on the limitations placed on women’s agency, but men also are limited to the behaviors and practices that are deemed socially acceptable (Connell, 1995b). Examinations of men’s gender norms have looked at a society’s constructed “hegemonic masculinity,” defined by R.W. Connell’s seminal book *Masculinities*, as the form of masculinity that is recognized as the most dominant in a society’s pattern of gender relations (Connell 1995b). This hegemonic form of masculinity is often characterized by being aggressive, risk-taking, virile, unemotional, and dominant over women. Men’s social position depends in part on their ability to outwardly conform to the standards of this type of masculinity. But this “hegemonic” form of masculinity is an *idealized* version that few men can realistically achieve. As Connell writes:

*“The number of men rigorously practicing the hegemonic pattern in its entirety may be quite small. Yet the majority of men gain from its hegemony, since they benefit from the patriarchal dividend, the advantage men in general gain from the overall subordination of women.”*

Hegemonic masculinity therefore permeates throughout the majority of males in the society even though individual males may not be performing the masculine ideal. Importantly, men complicit in the practice of hegemonic masculinity do not necessarily actively support the subordination of women. However, the entire patriarchal social and power structure gives men power and status over

women, so most men are incentivized to not fight against it (Connell 1995b). The influence this system of power has on almost all males in a society is extremely important to the resulting behaviors of men (Courtenay 2000). As men weigh their decisions (consciously or subconsciously), their position in this power structure, and their desire to maintain position or advance, will typically play a role in how they behave in social situations (Courtenay 2000).

The social consequences for men not adhering to societal gender norms are increasingly recognized as influential in men's behaviors (Hyde, Drennan, Howlett, & Brady 2009; Levant, Wilmer, Williams, Smalley, & Noronha 2009). While men's greater decision-making power does typically give men more agency than women, their decisions are constrained by pressures to be considered masculine. In some settings, men's decision to use contraceptives is constrained by a need to conform to local norms of masculinity. One Tanzanian woman interviewed for the *WDR 2012* qualitative study reported, "You cannot tell men to use birth control; they want children. The more they have, the more manly they appear to be" (Munoz Boudet, Petesch, Turk, & Thumala 2012) p. 90). Likewise, in certain cultures, a man's decision to take on a prominent care-giving role with his family's children may result in a loss of social status (Richter & Morrell 2006; van den Berg et al. 2013). Although men may have greater decision-making power than women, their decisions are still constrained by the negative social consequences of certain decisions that deviate from the hegemonic masculinity. In this way, men's decisions are linked to their projection of a masculine identity for their community and peers (Connell 1995b; Courtenay 2000; S. L. Dworkin, R. E. Fullilove, & D. Peacock 2009).

One of the most common roles for men across cultures is to be the provider and protector of their family (Connell 1995b; Gilmore 1990). Thus, men who are able to support their families are fulfilling a primary cultural duty for men and projecting their masculinity for their community. Men who are unable to provide for their family may find alternative methods to demonstrate their masculinity (Barker 2005). These men sometimes use their behaviors, such as sexual activity, capacity for drinking, or shows of force, to demonstrate their masculinity for their peers (Courtenay 2000). Men are often culturally obligated to project a masculine image since the consequences for individual men who are perceived as non-masculine or feminine can be great, from social ostracism (Cohan 2009) to death by violence (Dorais & Lajeunesse 2004; Kimmel & Mahler 2003).

Notably, although men as a group typically hold greater power than women, this does not imply that all men are powerful. In fact, poor men and minority men are often marginalized and left out of

the traditional power structures (Courtenay 2000; D. R. Williams 2003). They may still have more power or authority than the women of their lives, but their power in society is limited. For example, many men across settings in the *WDR 2012* qualitative study reported having insufficient power and freedom to make strategic decisions that could improve their lives and the lives of their family (Munoz Boudet et al. 2012). Men can sometimes find this perceived lack of power frustrating and adopt certain behaviors (e.g. violence, sexual behaviors) that gives them a sense of power over others (Barker 2005).

The social dimensions of masculine behavior play out in households across the globe. In many settings, men's higher status affords them greater decision-making power than women (Connell 1987, 1995a; Wingood & DiClemente 2000). Men's household decision-making power influences an array of health and well-being issues affecting men, women, and children, including sexual health (Campbell 1995), nutrition (Kennedy & Peters 1992), mental health (L. Heise, Ellsberg, & Gottmoeller 2002), economic well-being (Okojie 1994), and health care utilization (Okojie 1994). Men often have economic control over the provision of health resources for the family (Doyal 2000) and can sometimes have more decision-making power than women regarding the use of contraceptive methods (Cabral, Pulley, Artz, Brill, & Macaluso 1998). Men's behaviors can influence their own health status (Pinkhasov et al. 2010). For example, because men are socialized to project an invulnerable image, men are less likely to utilize healthcare services that might reveal their vulnerabilities (Courtenay 2000). Norms of masculinity encourage aggression and subordination of women, both factors that can result in violence against partners or children.

Men's perpetration of violence against women is enabled by norms of masculinity and prevailing norms of gender equality in most societies (L. L. Heise 1998). A review of research on the role of masculinity in partner violence presented evidence on different domains of masculinity and male gender norms that influence perpetration of violence (Moore & Stuart, 2005). The review showed that various research studies have demonstrated that men who hold more traditional gender role ideologies (i.e. distinct roles for men and women) are more likely to perpetrate violence (R. Jewkes, Sikweyiya, Morrell, & Dunkle 2011; Levto, Barker, Contreras, Heilman, & Verma, Forthcoming; Santana, Raj, Decker, La Marche, & Silverman 2006). Additionally, men's gender role strain has been identified as a risk factor for perpetrating violence (Copenhaver, Lash, & Eisler, 2000; Franchina, Eisler, & Moore, 2001; Jakupcak, Lisak, & Roemer 2002). Gender role strain refers to men's feelings about their ability to conform to normative ideas about what it means to be a man (Pleck 1995). Societies with greater gender inequities are more likely to teach young men a



traditional gender role ideology and increase pressure that men act in traditionally masculine ways. Both of these factors, the research shows, increase the likelihood that a man will perpetrate violence against an intimate partner.

### ***Intergenerational transmission of gender norms***

Gender norms are transmitted from generation to generation (Farré & Vella 2007). Gender norms are replicated by social observation of behaviors, particularly as children and youth observe their elders. As such, norms influence behaviors, and behaviors influence norms. For example, as more men take on a care-giving role, the gender norms for men will likely start to shift slightly to include care-giving. And, as care-giving becomes a norm for men, more men will begin to practice this behavior and the cycle will continue. This shift in behaviors and norms is in part driven by psychosocial concepts from the Social Learning Theory and its subsequent version, Social Cognitive Theory (Bandura 2001). These behavioral theories have established that individuals learn how to behave socially through observing and imitating important others in their social environment. This observation and imitation occurs throughout the lifespan, but can be particularly important for children and youth.

Often, children learn from their parents what are appropriate behaviors for boys and girls, men and women, and these lessons can impact their behaviors and attitudes throughout their lifetime. Throughout childhood, children typically receive positive consequences for conforming to the way that their parents believe a boy or girl should act, and negative consequences for any deviation. Farre and Vella found that mothers with positive views about women's participation in the labor force were more likely to have children who also viewed women's labor participation positively when they reached adulthood (Farré & Vella 2007). Further, they found that both their daughters and their son's wives were more likely to participate in the labor force if the mothers had positive views towards women's participation (Farré & Vella 2007). Previous analysis of IMAGES data shows that, in most countries, men whose fathers participated equally in domestic duties were significantly more likely to participate in domestic duties than men whose fathers did not participate equally (Barker et al. 2011). This observational learning also applies for other adults in the child's life, such as teachers, relatives, or other respected adults. Experiences in childhood can have a lasting impact on that child's path into adulthood.

Harmful norms, such as those encouraging violence, can also be transmitted across generations. A meta-analytic review of 39 published research studies on the intergenerational transmission of

partner violence demonstrated that children who witness intra-parental violence are themselves more likely to be involved in violent relationships in adulthood (Stith et al. 2000). These studies all point to the importance of childhood experience on later attitudes towards gender equality and perpetration of violence.

### ***Changeability of gender norms***

Despite the ease by which gender norms are transmitted and passed from generation to generation, gender norms can and do change. As mentioned before, norms are derived from patterns of behaviors and slow shifts in behaviors can produce new gender norms. The movement for women's rights and equality has been ongoing for over a century, during which standards and norms for women have changed drastically in many parts of the world. While a similar radical transformation of gender norms has not yet occurred for men, there is evidence to show that men's attitudes and practices have changed from previous generations. For example, IMAGES analysis has shown that younger generations of men are more supportive of gender equality and more likely to engage in household tasks (Barker et al. 2011).

Additionally, many social programs have aimed to increase gender equality by changing or challenging some of the gender norms that facilitate inequalities. Many international organizations are focusing programs on achieving greater gender equality, including programs promoting the education of girls and microfinance programs that encourage women's economic independence (Pronyk et al. 2008). From another angle, Instituto Promundo, a Brazilian-based international NGO, has created, evaluated and disseminated programs aimed at helping young men question masculine norms that promote violence and objectification of women (Pulerwitz, Michaelis, Verma, & Weiss, 2010). When men are asked to critically think about and challenge the assumptions of a gender unequal society, this program has found that men can become less complicit in the existing unequal power structure. Other programs using these strategies include the International Center for Research on Women's *Parivartan* (Das, Ghosh, Miller, O'Connor, & Verma 2012), a school-based intervention in India where trained coaches promoted violence prevention, and SASA! (Abramsky et al. 2012), a cluster-randomized control trial in Uganda that uses community mobilization to transform community gender norms around violence. These programs, as well as grassroots movements and policy changes, help facilitate a shift towards greater gender equality.

### **Men's varied roles and women's agency**

Gender norms impose limits to agency by delimiting appropriate behaviors for men and women. Women's agency is defined in the 2012 *World Development Report* as the "ability to make

effective choices and to transform those choices into desired outcomes.” (World Bank 2011b p. 150). The social structure of our global societies typically places more limits on women’s agency than on men’s. The *WDR* identified five main outcomes, or “expressions,” that characterize women’s agency: 1) control over resources, 2) ability to move freely, 3) decision making over family formation, 4) freedom from risk of violence, and 5) ability to have a voice in society and influence policy. In this section, we discuss the ways in which men play a role in limiting and enabling women’s agency. We start by discussing the various ways by which men can limit a woman’s agency, then examine men’s relationship with violence both as perpetrators and as victims, and finally demonstrate how men also enable women’s agency and can play an active role in reducing gender inequalities.

### ***Men and the five expressions of agency***

Men can play a role in limiting women’s agency for each of the five expressions at higher levels of the socio-ecological framework<sup>1</sup> (Bronfenbrenner 1979; L. L. Heise, 1998). At the household level, the men in a household can play an important role to enforce limits on women’s agency. Enforcement of these limits does not necessarily imply physical force but can include a spoken or unspoken threat of social exclusion or removal from the household for deviating from the norm. These types of violence are often considered emotional, psychological, or economic abuse (Garcia-Moreno, Jansen, Ellsberg, Heise, & Watts 2005). A husband may use economic violence to limit a wife’s “control over resources” by limiting her access to family income, restricting her decision-making power for purchases, or limiting access to legal documentation or identification (Raj, Silverman, McCleary-Sills, & Liu 2005). For example, a qualitative study conducted in 19 countries for the *WDR 2012* found that over one fifth of participants reported the husband controlling the wife’s earnings (World Bank 2011a). Male household members may restrict female member’s “ability to move freely” by disallowing them to work outside the home or congregate in spaces where other men are present. If men do not enforce these rules through physical violence, they may use emotional violence such as humiliation or threats to impose their rules (Garcia-Moreno et al. 2005).

Men can limit women's agency at other levels of the socio-ecological framework as well. For example, at the organizational/institutional level, men may control institutions, such as schools, health centers, and law enforcement, which impose rules and regulations (both formal policies and

---

<sup>1</sup> The socio-ecological framework identifies multiple levels of influence on individuals, including interpersonal, organizational/institutional, community, and policy levels. It has been applied broadly to a variety of issues, including analysis of gender inequalities.

informal norms/rules) that further limit a woman's ability to exercise agency. At the community level, gender norms around gendered public and private spaces that are enforced by men (and women) can limit a woman's ability to enter spaces where decisions are made. And finally, at the policy level, most policymakers and enforcers across the globe are men and are less likely to establish laws that are equally fair to men and women (UN 2010). A variety of public policies related to domestic violence, childcare or employment serve to limit women's agency by not protecting women's rights and opportunities (Kiluva-Ndunda 2001).

Husbands and fathers can also restrict a woman's "ability to make decisions about family formation" (Dodoo 1998; Dodoo & Frost 2008). For example, a husband may limit a wife's access to contraceptive methods or information about those methods. Additionally, in more egregious cases men may thwart a woman's attempt to avoid pregnancy, including intentionally sabotaging a contraceptive method, refusing to use or allow the use of contraception, and exerting control through threats, accusations of infidelity, or forcing her to have sex when she is unwilling to do so (Clark et al. 2008; Miller et al. 2010). In the 19 countries researched for the *WDR 2012* report, between 20 percent and 40 percent of young men and women interviewed reported contraceptive use being the man's decision. Additionally, a father may make decisions for his daughter on who she will marry or when she will have children (UNFPA 2012). Women and girls in a household may also have their agency limited by not being "free from violence." They may be subjected to physical, emotional, or sexual violence carried out by the men or boys in their household. In a multi-country study carried out by the WHO, between 20 percent and 75 percent of women reported experiencing emotional abuse, 1-21 percent of women reported experiencing child sexual abuse, 13-61 percent reported being physically abused by a partner, and between 6 percent and 59 percent reported being a victim of sexual violence by a partner (Garcia-Moreno et al. 2005). And, finally, men may restrict a woman's "ability to have a voice in society" by denying her permission to participate or educational opportunities that would allow her to participate fully in community or political activities. Put simply, men have many tools of socially sanctioned cooptation and coercion at their disposal with which to constrain women's agency.

### ***Men as perpetrators of violence***

While one of the expressions of women's agency is "freedom from violence," violence is also an underlying threat that enforces each of the other expressions. Violence can be perpetrated through emotional, physical, sexual, or economic violence (Garcia-Moreno et al. 2005). Men who perpetrate violence against women may be doing so as a means to restrict women's agency in one

of the five domains, or as a means to assert his dominance and masculinity. In any case, each of the types of violence is considered to stem from men's attempt to control and have power over women. Women's agency is restricted when men employ violence, including emotional violence, to intimidate and scare women from asserting or enacting their agency.

Between 15 percent and 71 percent of women in the World Health Organization's multi-country study report experiencing physical or sexual violence by an intimate partner at some point in their lives (most sites were between 30 percent and 60 percent) (Garcia-Moreno et al. 2005). In previous IMAGES survey analysis of 6 countries, male-reported perpetration of physical violence against a partner was between 17 percent in Mexico and 39 percent in Rwanda (Barker et al. 2011). Though more than 75 percent of violence against women reported (by women) globally is that committed by male intimate partners, non-partner physical and sexual violence is also a problem. Perpetrators of non-partner physical violence include fathers, other family members (male and female), and teachers. Estimates of the prevalence of women 15 years or older who have experienced non-partner physical violence ranges from less than 10 percent to 62 percent (Garcia-Moreno et al. 2005). Female-reported perpetrators of sexual violence include largely boyfriends and partners. In a multi-country study, only 1 percent to 12 percent of sexual violence reported by women was perpetrated by a stranger to the victim (Garcia-Moreno et al. 2005).

Men's perpetration of violence against women (VAW)<sup>2</sup> results from a complex, interconnected ecology of psychological, economic, and sociological factors (L. L. Heise 1998). There are societal level factors, such as gender inequalities and patriarchal family structures, that facilitate a social environment that enables violence against women. But, not all men within gender unequal societies perpetrate violence, and thus individual risk-factors also play a role in men's perpetration of VAW. A meta-analysis conducted on men's perpetration of violence against a female intimate partner (married or cohabiting partner) identifies certain characteristics that are correlated with men's perpetration of physical violence against their partner (Stith, Smith, Penn, Ward, & Tritt 2004). The factors most associated with perpetration were low marital satisfaction, illicit drug use, and attitudes condoning marital violence. Other important factors included traditional sex-role ideology, alcohol

---

<sup>2</sup> Violence against women (VAW), as defined by *The United Nations Declaration on the Elimination of Violence against Women*, is "Any act of gender-based violence that results in, or is likely to result in, physical, sexual or psychological harm or suffering to women, including threats of such acts, coercion or arbitrary deprivations of liberty, whether occurring in public or in private life" (UN 1993).

use, depression, and career/life stress. Two separate meta-analyses identify witnessing abuse as a child as a moderate predictor of abuse perpetration in adulthood (Gil-Gonzalez, Vives-Cases, Ruiz, Carrasco-Portino, & Alvarez-Dardet 2008; Stith et al. 2000). Preliminary evidence from the IMAGES study indicates that violence perpetration is associated with greater support for inequitable gender attitudes (Levtov et al., *forthcoming*).

Certain contexts facilitate perpetration of VAW, such as setting with unenforced or limited laws preventing VAW (L. L. Heise, Raikes, Watts, & Zwi 1994). Areas of conflict or post-conflict typically have much higher rates of violence against women, especially sexual violence. These higher rates are partially due to the increased impunity of perpetrators as social institutions that prevent VAW break down or become ineffective. This can continue to cause increased rates of violence in post-conflict settings if courts and institutions responsible for preventing violence are not established or repaired (UN Women 2013).

In addition to using physical violence, men, and sometimes other women, can enforce limits to women's autonomy through threats and emotional violence that humiliate, ostracize, or otherwise diminish the woman's social status (Tjaden & Thoennes 2000). This emotional violence is often perpetrated by male partners as a means to control or dominate women (Tjaden & Thoennes 2000). Even if some men do not perpetrate these forms of physical and emotional violence against women, all women in a community are affected by the underlying possibility of violence and threat to their emotional and physical well-being (Connell 1995a). While violence against women may only be performed by a minority of men (Barker et al. 2011), the presence of violence against women in a society provides an implicit enforcement of traditional social norms that limit women's agency.

In most countries, the majority of men are *not* violent against women but play a role in enabling violence. Non-violent men may not desire to limit the agency of the women in their lives, but many of these men do not fight against the higher level systems (i.e., institutions/organizations, and public policies) that are limiting the agency of the women in their families and community. Prominent gender scholar R.W. Connell describes this as a *complicit* version of masculinity where men are not in favor of fighting for male dominance over women, but they are also hesitant to fight against it. Connell describes most men's complicity as being motivated by the patriarchal dividend, or "the advantage men in general gain from the overall subordination of women" (Connell 1995b), p. 79). Connell continues:

*“Marriage, fatherhood, and community life often involve extensive compromises with women rather than naked domination or an uncontested display of authority. A great many men who draw the patriarchal dividend also respect their wives and mothers, are never violent towards women, do their accustomed share of the housework.”*

Most men may compromise with and respect the women in their lives, but do not challenge the broader societal power structure that favors men. Thus, the limits on *all* women’s expression of agency stems from both a minority of men who perpetrate violence and a majority of men who are complicit with the current gender order (Connell 1987, 1995b). Of course, there are also men who actively contest VAW and limits on women’s agency (UN 2008). Men can challenge VAW in the course of their daily life, through intervening with a violent neighbor, for example, or through advocacy efforts that challenge gender inequalities.

### ***Men as victims of violence***

Some of men’s violence perpetration may be due to previous experiences of violence or witnessing violence. Boys can be victims of violence at the hands of their fathers, mothers, siblings, peers, or other adults in their lives. The IMAGES data from six countries found that many men reported being victims of violence in childhood:

- Between 20 percent and 85 percent report having experienced psychological violence before the age of 18
- between 26 percent and 67 percent report having experienced physical violence before 18
- between 1 percent and 21 percent of men report having experienced sexual violence before 18 (Contreras et al. 2012)

These childhood experiences can teach boys two important lessons that can have an effect on future behaviors. First, it models to boys that violence is a way to resolve frustrations, stress, or conflict. Second, when parents or older siblings are violent, it can teach a boy that it is acceptable to assert power through shows of force and violence (Contreras et al. 2012). Both of these factors can have detrimental effects as boys turn into men and are in relationships with women. In fact, men who experienced violence as children were also more likely to hold gender inequitable attitudes in adulthood (Contreras et al. 2012).

Youth is also a particularly vulnerable time for boys as they make the transition from childhood to adulthood. Many male adolescents are subjected to a culture of violence among their male peers as young men try to prove their masculinity through shows of force (Barker 2005; Kimmel & Mahler 2003). Social status is particularly salient for youth and young men are often encouraged to defend their status/honor through violent fights. Boys and young men who are gay or do not conform to norms of masculinity can also be subjected to emotional and physical violence by their peers

(Dorais & Lajeunesse 2004; Kimmel & Mahler 2003) In some areas, young men are pressured to join gangs as a way of social belonging or protection (Barker 2005). These processes can lead to a cycle of victimization and perpetration where young men are victimized and encouraged to retaliate with further violence. Again, this formative experience of being encouraged to respond with violence to challenges to their manhood can lead to greater likelihood to use violence against women (Contreras et al. 2012).

Additionally, men can be victims of violence from their intimate partners. Some statistics show that men are just as likely to be victims of intimate partner physical violence as women (Black et al. 2011; Swart, Seedat, Stevens, & Ricardo 2002). But men are much less likely to be physically harmed by violence perpetrated by women and less likely to report fearing their partner (WHO 2010; J. R. Williams, Ghandour, & Kub 2008). Perpetration by women against males may also be the result of women defending themselves against men's violence (J. R. Williams et al. 2008).

### ***Men as advocates for preventing violence against women***

Men can, and sometimes do, play a crucial role in fighting for women's rights and protections against violence. In many settings most men are opposed to violence against women and are supportive of gender equality (Barker et al. 2011). Like limits on women's agency, this can occur at multiple levels, from the household to the policy level.

The first and most important step that men take to prevent violence against women is to not perpetrate any type of violence against the women and girls in their lives. But men also go beyond this to prevent other cases of male perpetrated violence against women. Fathers can raise their sons to understand the harm of perpetrating violence against women (van den Berg et al. 2013). Men can also intervene with other men who are perpetrating violence (Fabiano, Perkins, Berkowitz, Linkenbach, & Stark 2003). This could involve calling the police, breaking up the violence, or mobilizing neighbors to confront the man.

Men also get involved in advocacy efforts that raise awareness about the harms of violence against women and promote gender equality (S. Dworkin, Hatcher, Colvin, & Peacock 2013; van den Berg et al. 2013). Men have organized marches, lobbying efforts, and community events to speak out against violence against women. For example, men in Burundi have begun an awareness campaign where men who have recognized the harmful effects of violence against women travel to other nearby villages to share their experiences of change from violence to non-violence (Wallacher



2012). In Fiji and Vanuatu, women's organizations have trained Male Advocates who are local leaders who work with their communities to reduce family and sexual violence (Ellsberg, Heilman, Namy, Contreras, & Hayes 2012). These efforts can raise awareness and encourage policymakers to devote more resources to be dedicated to the prevention of violence.

Some men who are in a position of power also have the capability to change laws and policies related to preventing violence against women. Male government officials have fought to increase women's abilities to press charges against violent men, protections against sexual assaults, and programs to prevent men's perpetration. Additionally, male leaders in a society can support the enforcement of laws preventing violence against women (UN 2008). Often, these actions by men are carried out in conjunction with women's groups and can help contribute to societal change.

### **Examining male pay-offs to women's agency and gender equality**

Increasing women's agency and empowering women does not need to result in a loss of agency and empowerment for men. Research demonstrates that there are costs for men associated with gender inequality and violence perpetration. Additionally, men often benefit from greater gender equality. Societies as a whole, including the men, often benefit from greater economic and political participation by women.

### ***Costs of gender inequality and violence against women for men***

At the individual level, men who perpetrate violence against women are more likely to suffer a variety of mental and physical health ailments (Barker et al. 2011). In Vietnam, *both* men and women in a partnership missed days of work when a man abused his partner (N. Duvvury & Carney 2012). While gender inequalities that give men decision-making power seem beneficial to men, they restrict men's agency by creating strict roles for men and women. In places where gender inequalities are prevalent, men may be resistant of care-giving professions even though they could receive higher pay (C. L. Williams 1993). Further, inequalities establish different norms for men and women, which has resulted in higher burden of disease and higher rates of behavioral risk factors for diseases (Wang et al. 2012). Some of these risk factors include men's higher rates of smoking tobacco, drinking alcohol, and lower rates of health-seeking behaviors, each of which is derived from gender norms associated with gender inequality (Hawkes & Buse 2013).

Intimate partner violence has costs for the household that in turn affect the men living within them. One report conducted by the International Center for Research on Women (ICRW) identified the

costs to household of intimate partner violence (N. Duvvury, Grown, & Redner 2004). They noted that women who are victims of violence have lost wages, lost productivity, and their children may miss school more, all of which have negative impacts on the household (N. Duvvury et al. 2004).

### ***Benefits of gender equality for men***

Increasing women's agency does not need to decrease men's agency and can actually contribute to increased economic and psychological well-being of household members. The IMAGES data has shown that men who are in more gender equitable relationships are more likely to be happy and satisfied in their relationships (Barker et al. 2011), and that women who report that their male partners are more involved in caregiving and support equitable decision-making in the household are happier with their partners, including sexually happier. In fact, in most countries, men reported greater sexual satisfaction if they had gender equitable beliefs and if they reported having open communication with their partner. Additionally, men who participate actively as fathers are more likely to have better physical and mental health (Dykstra & Keizer 2009). In a multi-country qualitative study, men who had taken on greater caregiving roles reported benefits to their friendships, relationship with their children, and improved relationship to their spouse (Barker et al. 2012) The household earning potential is also increased when women are allowed to work and have the opportunity to earn an income. This can increase the opportunities for all members of the household, including men. Breaking down the inequalities and increasing women's agency can improve the lives of men and women.

### **Identifying new directions and strategies**

The evidence is clear that there are important benefits to men, women, and children associated with increased gender equality and increasing women's agency. Further, throughout the world, there has been a gradual shift in men's attitudes towards the role of women and gender equality. To identify key strategies to help facilitate this shift in gender norms for men and women and decrease violence against women, it is critical to better understand men's current attitudes and practices. Given that research on women's rights and empowerment often focuses on women, there is a significant gap in the literature around men's attitudes and practices related to increasing women's agency and reducing violence. In this paper, we analyze data from 8 low- and middle-income countries to answer the following research questions:

- What are men's attitudes towards gender equality, division of resources, and violence against women?
- What are the key differences between men who perpetrate physical violence against women and men who do not?

- What factors are associated with men reporting that they would actively prevent violence against women in their communities?

## **METHODS**

The data used for these analyses come from the International Men and Gender Equality Survey (IMAGES) as part of the Men and Gender Equality Policy Project co-coordinated by the International Center for Research on Women (ICRW) and Instituto Promundo. The purpose of this ongoing data collection effort is to better understand men's attitudes and practices related to gender equality. Most international survey research on women's rights and gender equity focuses on women, or has limited data on men's attitudes on the role and agency of women. The IMAGES project aimed to fill this critical gap by carrying out representative household surveys in a diverse set of countries.

IMAGES is innovative in its focus on men. The only other study of men in multiple countries that focuses on gender equality and violence is the UN Multi-country Study on Men and Violence in Asia and the Pacific. The UN Multi-country Study was conducted in 6 different Asian countries and was informed by the IMAGES data collection. Both IMAGES and the UN Multi-country Study use similar sampling methodology (stratified random sampling of cities/villages). For the current study, we rely on the IMAGES study and compare a some of our findings to the UN Multi-country Study data in the discussion section.

### **Settings and procedures**

The IMAGES surveys have been carried out in eight countries to date: Bosnia, Brazil, Chile, Croatia, Democratic Republic of Congo (DRC), India, Mexico, and Rwanda. (*Note: data collection has also been completed in Mali and Malawi, but these data are not included here because they must still be processed and cleaned*). IMAGES utilized a stratified random sample to select households (See Figure 1). Data from Bosnia and Rwanda are nationally representative, and the data from the rest of the countries are representative of the regions/cities where they were conducted. Researchers in Chile sampled from three metropolitan areas, Croatia from one metropolitan and two rural areas, India from two metropolitan areas, and Mexico from three metropolitan areas. The DRC survey intended to understand men's attitudes and practices in a post-conflict setting and therefore sampled from an internally displaced persons camp and military base, and two nearby rural villages. As a result, the DRC sample is unique and should not be regarded as representative of the country as a whole. In each of the settings, men aged 18-59 were randomly selected from sampled households. Women were also sampled and interviewed, but from different

households than the men. Men interviewed men and women interviewed women in all locations except for Mexico, where the majority of the surveys with men were conducted by women. (See Levto et al., *forthcoming*, and Barker et al. 2011 for more details on sampling and study design).

The IMAGES study examines men's attitudes and practices related to daily life, masculinity, employment, health, policies, fatherhood, sexual behaviors, and violence. While the survey was adapted slightly for each country, each questionnaire had approximately 250 items. The study protocol was approved by the ICRW institutional review board.

**Figure 1** Details on data collection in each country (adapted from Barker et al. 2011 and Levtov *forthcoming*)

Data Collection Details	Bosnia	Brazil	Chile	DRC	Croatia	India	Mexico	Rwanda
<b>Sample size, men</b>	1532	750	1192	708	1453	1552	1002	2301
<b>Site(s)</b>	<b>Nationally representative sample</b>	<b>One metropolitan area:</b> Rio de Janeiro, two neighborhoods: Maré & Vila Valquiere	<b>Three metropolitan areas:</b> Valparaíso, Concepción, & Santiago	<b>Four areas:</b> an internally displaced persons camp and a military base, both in Goma and 2 rural villages south of Goma	<b>One metropolitan area and two rural areas:</b> Zagreb, & towns and villages in two counties in Eastern Croatia	<b>Two metropolitan areas:</b> Delhi & Vijayawada (Tamil Nadu)	<b>Three metropolitan areas:</b> Monterrey, Queretaro, & Jalapa	<b>Nationally representative sample</b>
<b>Sample stratification strategy</b>	Stratified by place of residence	Two income groups: low income (Maré) and middle class (Vila Valquiere), household sample proportional to size of community	Stratified by place of residence and socioeconomic level	Stratified by age and place of residence	Stratified by age and place of residence (rural/urban)	Census block selected by probability proportional to size, systematic random sampling to select household	Stratified by age and place of residence	Stratified by age and place of residence (provinces)
<b>Female labor force participation 2008-2012</b>	35%	60%	47%	70%	46%	29%	44%	86%
<b>Total Fertility Rate, 2011</b>	1.1	1.8	1.8	5.7	1.5	2.6	2.3	5.3
<b>Ratio of females to males in primary and secondary education (%), 2010</b>	102	N/A	100	79	105	96	102	102
<b>Specific legislation addressing domestic violences<sup>3</sup></b>	Yes Law on Protection from Domestic Violence (2005)	Yes Maria da Penha Law (2006)	Yes Ley de Violencia Intrafamiliar (No. 20.066, 2005)	No	Yes Law on Protection Against Domestic Violence (2003)	Yes The Protection of Women from Domestic Violence Act, 2005	Yes Ley General de Acceso de las Mujeres a una Vida Libre de Violencia, 2012	Yes Law on Prevention and Punishment of Gender-Based Violence (No. 59, 2008)

Percentage of female population age 15+ that supply labor goods and services production 2008-2012 <http://data.worldbank.org/indicator/SL.TLF.CACT.FE.ZS>

<sup>2</sup> Rate for Bosnia and Herzogovena

<sup>3</sup> World Bank, 2013)

## **Measures**

In this paper, we present descriptive, bivariate, and multivariate analyses examining the role of men and boys in preventing or promoting women's agency and gender equality. See Appendix 1 for a complete description of variables used and variable construction. Below, we briefly describe variables used for analysis.

### ***Demographic variables***

We present and analyze various demographic variables, including age, education, marital/cohabitation status, number of children, and income. Given that actual age was not available for all countries, we used a three-category age variable: 18-28, 29-39, and 40-59. For education, the men were asked the highest grade they had completed and we categorized them as no formal education, some or completed primary, some or completed secondary school, or post-secondary. Because so few participants fell into the first category for some countries (i.e. only 0.1 percent of Bosnian men had "no formal education"), we collapsed the first two categories (no formal education and up to primary) for our multivariate analyses. We created a four-category income variable that captured relative income within each country: low-income quartile, mid-low income quartile, mid-high income quartile, high-income quartile (see Levto *forthcoming*). This variable was intended to create income quartiles for each country where each category had roughly 25 percent of participants, but this was not always possible for countries like the DRC where income was asked as a categorical question. Marital/cohabitation status was measured dichotomously where men who were either living a partner or married to a partner were considered to be married/cohabitating. Number of children was reported as the number of biological children a man had.

### ***Outcome variables***

We conduct multivariate and bivariate analysis with two main dependent variables: 1) physical violence perpetration against women, and 2) active participation in prevention of violence against women. The violence perpetration variable is a dichotomous composite variable where if a man reports ever perpetrating any type of physical violence (slapping, pushing, hitting, kicking, choking, etc.) against a woman he is coded as a 1, and if he reports never having perpetrated any of those types of violence against a woman he is coded as a 0. The prevention of violence against women variable is based on a questionnaire item that asks, "What would you do if you saw violence being carried out by a stranger (man) against a woman?" Response options were 1) intervene during the episode, 2) speak to him after, 3) avoid/shun him, 4) call police, 5) do nothing, or 6) mobilize the neighbors. Because we wanted to identify men who would actively

prevent violence against women, men were coded as a 1 if they responded that they would intervene during the episode, call the police, or mobilize the neighbors. Other response categories were coded as a 0.

### *Attitudinal and behavioral variables*

In an effort to investigate correlates of outcome variables across a wide range of countries, we were limited to only variables that were available in all (or almost all) eight countries and did not have a high proportion of missing data. Our main predictor variables were sexual violence perpetration, witness of intra-parental violence, GEM scale, attitudes towards violence against women, depression, binge drinking, fighting, and three variables on men's awareness of violence against women campaigns and law. The sexual violence perpetration variable is a dichotomous variable created from nine items on different types of sexual violence. See Appendix 1 for full list of items. The Gender Equitable Men (GEM) scale was administered to participants in each country, but was comprised of slightly different items in each country depending on cultural relevance and factor analysis. The GEM scale measures the extent to which men agree with gender equality or separate roles for men and women, and has previously undergone psychometric testing for validity and reliability (Pulerwitz & Barker 2008; Shattuck et al. 2013).

A higher score on the GEM scale indicates more supportive attitudes towards gender equity. In the multivariate analysis, we standardized the GEM score based on the mean and standard deviation for each country. The witnessing of intra-parental violence variable assessed whether or not a man saw his mother's husband or boyfriend beat her at least once. Attitudes towards VAW were assessed by whether or not the man "strongly agreed" or "partially agreed" with the statement: "There are times when a woman deserves to be beaten." Men who reported feeling depressed "often" or "sometimes" in the past month were coded as a 1 for the dichotomous depression variable. Binge drinking, also dichotomous, measured whether a man reported having 5 or more drinks on a single occasion at least once a month. The fighting variable measured whether or not the man had ever been involved in a fight with a knife or other weapon. The variables on men's awareness measured whether or not men were aware of laws in his country on violence against women (aware1), aware of anti-violence campaigns (aware2), or aware of anti-violence advertisements (aware3). Additional attitudinal and behavioral variables are included in the descriptive analysis, see Appendix 1 for a list of how those items were coded.

## Data analysis

We present descriptive, bivariate, and multivariate analyses in this report. For descriptive tables, we used frequencies by country to describe participants' demographics, attitudes and behaviors. We also examined bivariate relationships between physical violence perpetration and key demographic, attitudinal, and behavioral variables for each country. To assess whether or not these relationships were statistically significant, we used t-tests for continuous variables and  $\chi^2$  tests for dichotomous variables.

We conducted inferential analyses to examine the influence of selected variables on physical violence perpetration. Based on an examination of the literature and the variables available in the IMAGES dataset, we selected eight demographic, attitudinal, and behavioral variables as predictor variables in our logistic regression equation. First, using the model below, we ran a logistic regression model separately for each country. Then we conducted the analysis with all eight countries simultaneously using country fixed effects to examine the relationship between perpetration and the independent variables across all countries.

$$\text{logit}(\theta) = \alpha + \beta_1 x_1 + \beta_2 x_2 + \beta_3 x_3 + \beta_4 x_4 + \beta_5 x_5 + \beta_6 x_6 + \beta_7 x_7 + \beta_8 x_8$$

where:

$\theta$  = violence perpetration (dichotomous)

$x_1$  = age (categorical)

$x_2$  = education (categorical)

$x_3$  = income (categorical)

$x_4$  = employed (dichotomous)

$x_5$  = witness of intra-parental violence (dichotomous)

$x_6$  = attitudes towards VAW (dichotomous)

$x_7$  = standardized GEM score (continuous)

$x_8$  = fights (dichotomous)

We then did the same with the dichotomous outcome variable of whether or not men report they would take action to prevent violence against women. Because this analysis was exploratory, we used theory and literature to identify independent variables to include in our model. Primarily, we were interested in what factors might be associated with men reporting a desire to prevent violence in their community. Like the previous regression analysis, we ran a logistic regression model separately for each country using the model below. Then we conducted the analysis with all eight countries simultaneously using country fixed effects to examine the relationship between taking action to prevent violence and the predictor variables across all countries.



$$\text{logit}(\theta) = \alpha + \beta_1 x_1 + \beta_2 x_2 + \beta_3 x_3 + \beta_4 x_4 + \beta_5 x_5 + \beta_6 x_6 + \beta_7 x_7 + \beta_8 x_8 + \beta_9 x_9$$

where:

$\theta$  = reporting the would take action to prevent VAW (dichotomous)

$x_1$  = age (categorical)

$x_2$  = education (categorical)

$x_3$  = income (categorical)

$x_4$  = employed (dichotomous)

$x_5$  = witness of intra-parental violence (dichotomous)

$x_6$  = attitudes towards VAW (dichotomous)

$x_7$  = standardized GEM score (continuous)

$x_8$  = fights (dichotomous)

$x_9$  = awareness of VAW laws (dichotomous)

Observations with missing data on any of the included variables were excluded from the analyses (i.e., listwise deletion). Sample sizes included in the analysis are presented in the regression tables.

### **Limitations**

The IMAGES dataset is a rich source of information on men's attitudes and practices across the globe, but it does have its limitations. These data are cross-sectional so we are unable to make claims of causality with our analysis. Additionally, with the exception of Bosnia and Rwanda, the samples are not nationally representative so our findings are limited to the region or location where the data were collected. Because survey instruments varied slightly and were in each country's language, there were certain variables that may have carried slightly different meanings in each location (despite double-back translation) limiting our ability to compare across countries. We were also sometimes unable to include variables in the multi-country analyses if they were not asked in every country.

Previous studies have noted a concern about the accuracy of men's self-reported violence perpetration (Archer 1999; Armstrong, Wernke, Medina, & Schafer 2002; Hilton, Harris, & Rice 2003; Yount & Li 2012). The IMAGES data collection procedures relied on men's self-reports of violence perpetration. In Bosnia, Brazil, Croatia, India, and Mexico these questions were self-administered in private, but in Chile, DRC, and Rwanda the questions were administered by an interviewer. We are able to compare the percentage of men who report perpetration to the percentage of women who report victimization in the same region. Mexico, Bosnia, and the DRC are the only countries that demonstrate large discrepancies between women's report and men's report (see Table 9). In Mexico and Bosnia, the proportion of men reporting perpetration is lower

than the proportion of women reporting victimization. In the DRC the opposite is true: A higher proportion of men report perpetration than women report victimization. Though we do have concerns about the accuracy of men's self-reported IPV perpetration from these countries, we believe the bivariate and multivariate analyses should still highlight important associations between perpetration and other variables in these countries. The other included variables are sometimes asked directly and rely on self-reported data and thus are subject to inaccuracies. Nonetheless, while some caution should be exercised in interpreting results given these limitations, the findings contribute to a thin evidence base on men's roles in women's agency and violence against women.

## RESULTS

Basic demographic information for participating men from each country is provided in **Error! Reference source not found.** All men were between the ages of 18 and 59. India had the youngest sample, with 47 percent of participants in the youngest category. Different age structure of respondents in each country could bias results since younger populations will have had less time to perpetrate violence and maybe be more progressive than the general population. Men's educational achievement varied greatly by country. Men from the eastern European countries of Croatia and Bosnia were the most educated, with more than 60 percent attending secondary school and more than 30 percent attending some type of post-secondary education. India, Mexico, and Chile also had high proportions of respondents attending secondary school or beyond. Rwanda and Brazil comprised the least educated samples: 82 percent of the sample in Rwanda and 57 percent in Brazil had no schooling beyond primary. In the DRC, 42 percent had never attended school beyond primary.

The percentage of men who were married or cohabiting in each country ranged from 42 percent in Chile to 78 percent in Brazil. Men from the two African countries, Rwanda and the DRC, were the most likely to have children, with 84 percent of Rwandan men and 77 percent of Congolese men reporting having at least one biological child. Having six or more children was also much more common in those countries (Rwanda 20 percent, DRC 29 percent), whereas 2 percent or less had six or more children in the other six countries. In these latter countries, between 43 percent and 60 percent of men had no children.

**Table 1. Demographic and other characteristics\***

Percentages exclude observations with missing data on that item.

	<b>Bosnia</b> <i>n=1532</i>		<b>Brazil</b> <i>n=750</i>		<b>Chile</b> <i>n=1192</i>		<b>Croatia</b> <i>n=1501</i>		<b>DRC</b> <i>n=708</i>		<b>India</b> <i>n=1534</i>		<b>Mexico</b> <i>n=1001</i>		<b>Rwanda</b> <i>n=2301</i>	
<b>Age</b>	n	%	n	%	n	%	n	%	n	%	n	%	n	%	n	%
18-28	668	44	260	35	409	34	471	32	198	28	723	47	373	37	597	26
29-39	434	28	191	25	298	25	418	29	253	36	462	30	265	26	752	33
40-59	430	28	299	40	485	41	564	39	257	36	367	24	364	36	952	41
<b>Education</b>																
No Formal Education	14	1	21	3	17	1	1	0	84	12	180	12	14	1	406	18
Up to Primary School	87	5	401	54	127	11	55	4	213	30	133	9	116	12	1,481	64
Secondary School	1088	65	238	32	566	48	902	60	280	40	533	34	245	24	312	14
Post-Secondary School	495	30	89	12	481	40	537	36	129	18	706	45	627	63	102	4
<b>Marital/Residential Status</b>																
Married and/or Cohabiting	740	44	412	78	503	42	769	70	504	72	859	56	415	51	1545	67
<b>Employment Status</b>																
Currently Employed	1083	64	563	75	850	72	1017	72	437	63	1238	80	791	79	2194	96
<b>Number of Biological Children</b>																
No children	1006	60	343	46	515	43	807	57	150	23	743	48	426	44	360	16
1 to 2	569	34	300	40	483	41	522	37	124	19	617	40	300	31	583	27
3 to 5	100	6	98	13	185	16	93	7	187	29	185	12	228	23	816	37
6 or more	9	1	9	1	8	1	2	0	188	29	7	0	17	2	434	20
<b>Childhood Experiences</b>																
<i>Witness of intra-parental violence</i>	155	11	108	16	354	32	235	16	285	43	579	38	161	17	876	44

Income is difficult to compare across countries, as purchasing power and exchange rates can vary greatly. It should be noted that these income data are in quartiles for each country based on other respondents. Therefore, it is possible for example that those in the highest income quartile are actually in the lowest income quartile relative to the entire country population. For more details on the IMAGES respondents, see Barker et al. (2011), Dusanic (2012), Sleght et al. (2012), Levtoev et al. (*forthcoming*).

### **Attitudes towards gender equality**

The majority of men in all countries disagreed with the statement that “Rights for women mean that men lose out” (see Table 2). Less than 10 percent of men agreed with this statement in Chile, Croatia, and Mexico. Agreement with that statement was more common in India and the DRC with 44.2 percent and 38.2 percent agreeing, respectively. The majority of men in each country believed that “gender equality has already been achieved,” ranging from 57.1 percent of men in Mexico to 80.2 percent of men in India.

In some countries, men’s attitudes towards gender equality differed somewhat by their age and level of education (See Appendix 2.). In all countries but India, education level was a significant predictor ( $p < .05$ ) of men’s agreement with the statement, “Rights for women mean men lose out.” In each country, as education level increased, the proportion in agreement with the statement decreased. Differences in attitudes by age were significant only for Chile, India, Mexico, and Bosnia. In those countries, older men were more likely to agree than younger men.

**Table 2**  
Men’s attitudes towards gender equality, percent who agree or strongly agree

	<i>Rights for women mean men lose out</i>		<i>Gender equality has come far enough</i>		<i>Gender equality has been achieved</i>	
	n	%	n	%	n	%
<i>Bosnia</i>	158	10.9	712	50.8	986	68.2
<i>Brazil</i>	78	10.4	353	51.2	470	68.6
<i>Chile</i>	99	8.3	754	68.6	665	60.3
<i>Croatia</i>	68	4.7	371	28.6	851	62.2
<i>DRC</i>	250	38.2	314	54.1	335	60.6
<i>India</i>	685	44.2	1205	87.0	1108	80.2
<i>Mexico</i>	70	7.1	717	74.5	538	57.1
<i>Rwanda</i>	NA	NA	NA	NA	NA	NA

### **Attitudes and practices regarding women's roles and responsibilities**

While there was mostly broad support for gender equality, there was a wider range of views between countries on women's roles and responsibilities (see Table 3). Only 9.9 percent of men in Brazil agreed that "changing diapers, giving baths, and feeding kids is a mother's responsibility." In contrast, 85.6 percent of men in India, 78.3 percent of men in the DRC, and 61.2 percent of men in Rwanda agreed that those tasks were a mother's responsibility. In all countries except Croatia (35.8 percent), the majority of men believed that a "woman's most important role is to cook and clean." A minority of men believed that avoiding pregnancy was a woman's responsibility; only in the DRC did a majority of men (60.9 percent) believe that it was a woman's responsibility. In the other countries agreement ranged from 15.5 percent in Croatia to 49.4 percent in Rwanda. When comparing men's responses to women's responses on each of these items, we found similar patterns (see Table 6). Women in Rwanda and the DRC were the more supportive of these statements. A much lower proportion of Indian woman supported these statements compared to Indian men.

Household decision-making is a key component of gender relations and women's agency. When men were asked who had the final say on certain decisions within a household, men from most countries reported that either their partner/wife had the final say or that they shared final say equally with their wife/partner (See Table 4). Men from the two African countries (DRC and Rwanda) were notable exceptions. When asked who has the final say on "large investments such as buying a car, or a house, or a household appliance," only 32.7 percent of Rwandan men and 39.8 percent of Congolese men reported their wife/partner having final say or sharing it with them. By contrast, the percentage in the other six countries ranged between 69.2 percent in India to 85.8 percent in Mexico. A similar pattern emerged when asking who has the final say regarding "food and clothing," "the health of women at home," and "the health of children in the home." However, India was similar to the DRC and Rwanda for the decision-making related to the health of women, with a minority of men (40.5 percent) reporting their wife/partner playing a role in the final say. In general, women's reports of who has the final say are similar to men's reports. The one exception is Rwanda, where more women reported having the final say, or sharing the final say, than men reported.

When looking at differences in men's attitudes towards women's roles and responsibilities by age and education (Appendix 2), education was a significant predictor in every country except for India and the DRC. For example, in Brazil, 65.8 percent of men in Brazil with a primary school education or none at all agreed that a woman's most important role is to cook and clean. But only 22.7 percent of men with post-

secondary schooling agreed with that statement. The same trend was true in the other countries as well. Differences in attitudes by age were only significant in Chile and Bosnia, with older men reporting higher levels of agreement.

**Table 3**

Men's attitudes towards women's roles and responsibilities, percent who agree or strongly agree

	<i>A woman's most important role is to cook/clean</i>		<i>Diapers/baths/feeding kids is mother's responsibility</i>		<i>Avoiding pregnancy is a woman's responsibility</i>	
	n	%	n	%	n	%
<i>Bosnia</i>	811	51.9	830	53.1	424	27.4
<i>Brazil</i>	401	53.6	74	9.9	270	36.2
<i>Chile</i>	647	54.4	543	45.6	553	46.5
<i>Croatia</i>	534	35.8	426	28.7	231	15.5
<i>DRC</i>	517	74.2	541	78.3	423	60.9
<i>India</i>	1373	88.5	1328	85.6	624	40.2
<i>Mexico</i>	557	55.6	257	25.7	220	22.0
<i>Rwanda</i>	1858	83.1	1367	61.2	1101	49.4

**Table 4**

Men who report that the final say belongs to their partner or jointly with their partner for four household decision-making areas:

	<i>Final say on spending for food and clothing</i>		<i>Final say on spending for large investments</i>		<i>Final say regarding health of women</i>		<i>Final say regarding health of children</i>	
	N	%	n	%	n	%	n	%
<i>Bosnia</i>	633	91.7	546	80.4	495	90.5	507	92.7
<i>Brazil</i>	327	76.9	325	76.5	386	91.5	232	86.3
<i>Chile</i>	571	88.3	520	79.5	439	83.5	462	86.4
<i>Croatia</i>	750	93.9	661	83.3	524	94.6	518	93.7
<i>DRC</i>	261	47.2	237	39.8	138	24.7	155	27.9
<i>India</i>	648	78.9	564	69.2	629	40.5	520	68.2
<i>Mexico</i>	510	92.9	465	85.8	412	88.8	431	92.9
<i>Rwanda</i>	805	38.5	680	32.7	637	32.6	875	45.4

**Table 5**

Women who report that the final say belongs to themselves or jointly with their partner for four household decision-making areas

	<i>Final say on spending for food and clothing</i>		<i>Final say on spending for large investments</i>		<i>Final say regarding health of women</i>		<i>Final say regarding health of children</i>	
	n	%	n	%	n	%	n	%
<i>Bosnia</i>	307	91.4	271	82.1	NA	NA	NA	NA
<i>Brazil</i>	190	76.0	187	74.8	235	94.0	299	91.2
<i>Chile</i>	240	96.0	213	85.5	236	94.0	261	88.2
<i>Croatia</i>	272	95.8	247	86.4	177	97.8	173	98.9
<i>DRC</i>	389	54.9	306	45.1	NA	NA	NA	NA
<i>India</i>	335	80.9	317	76.6	306	89.2	307	89.5
<i>Mexico</i>	279	90.9	252	83.7	284	92.5	294	95.8
<i>Rwanda</i>	715	59.2	607	50.9	633	52.8	691	58.7

### **Men's attitudes regarding violence against women**

Violence against women is an important factor for limiting women's agency, and men's attitudes towards physical violence against women varied across the different countries (See Table 7 and

Figure 3). Men from each country were asked whether they agreed or disagreed with the statement "there are times when a woman deserves to be beaten." Overall, most men disagreed with this statement. In Mexico, only 5.8 percent of men agreed and in Chile only 10.0 percent agreed. Less than a quarter of all men agreed in Croatia (12.0 percent), Brazil (19.3 percent), Rwanda (20.5 percent), and Bosnia (23.1 percent). But, a majority of men agreed with that statement in India (64.8 percent) and the DRC (61.5 percent). Among women, Indian women (40.8 percent) and Congolese women (47.4 percent) were the most likely to agree with that statement. Similar to the men, a low proportion of women agreed in the rest of the countries (Table 6 and

Figure 3.). Attitudes towards violence against women are measured somewhat differently in the Demographic and Health Surveys (DHS), but for those countries with available data we found mostly similar results.<sup>3</sup> Men from most countries also disagreed that a “woman should tolerate violence in order to keep her family together.” Fewer than 15 percent of men in the Latin American and Eastern European countries agreed, but more than half the men agreed with the statement in India (67.5 percent), the DRC (64.9 percent), and Rwanda (53.6 percent). For a breakdown of attitudes in each country by age and education groups, see Appendix 2. The extremely high share of Croatian women reporting agreement to the statement that “a woman should tolerate violence to keep a family together” is a notable outlier relative to other countries, and is much higher than for other types of regressive views held by men and women in Croatia. This merits further investigation to understand the measurement and cultural factors that might underlie this result.

Men’s ideas about rape and the women who are raped can give insights into their conceptualization of what constitutes sexual violence against women (See Table 7.). Men were asked whether they agreed or disagreed with the statement, “If a woman doesn’t fight back, it’s not rape.” Chilean men were the least likely to agree (9.8 percent) and Indian men the most likely (66.0 percent). To better understand men’s opinions on this, we asked men whether or not they agreed that “In any rape case one would have to question whether the victim is promiscuous or has a bad reputation.” Men from the Latin American countries were the least likely to agree with the statement. Sixty-five percent of men in India agreed and nearly half agreed in the DRC (48.0 percent) and Bosnia (43.4 percent).

Notably, awareness of VAW laws is not universal (Table 8). Croatian and Bosnian men were the least likely to respond “Yes” to the question, “Are there any laws in your country about violence against women?” (75.9 percent and 59.6 percent, respectively). About half or more of men in each country were aware of anti-VAW campaigns and anti-VAW media campaigns.

---

<sup>3</sup> The DHS asks women a series of five questions about whether “A husband is justified hitting or beating his wife if” she a) “burns the food,” b) “argues with him,” c) “goes out without telling him,” d) “neglects the children,” or e) “refuses to have sex with him.” These were asked only of women, and only in the DRC, India, and Mexico. Percent who agreed for each question ranged between 28.2 percent and 55.5 percent in the DRC (2007 DHS), 14.1 percent and 34.7 percent in India (2006-06 DHS), and 18.8 percent and 43.6 percent in Rwanda (2010 DHS).



**Table 6**

Women's attitudes towards physical violence against women and a woman's role, percentage who agree or partially agree

	<i>There are times when a woman deserves to be beaten</i>		<i>A woman should tolerate violence to keep family together</i>		<i>A woman's most important role is to cook/clean</i>		<i>Diapers/baths /feeding kids is mother's responsibility</i>	
	n	%	n	%	n	%	N	%
<i>Bosnia</i>	52	8.3	27	4.3	185	29.5	179	28.5
<i>Brazil</i>	41	9.2	26	5.8	167	37.3	116	26.0
<i>Chile</i>	32	7.6	31	7.3	213	50.1	199	47.0
<i>Croatia</i>	22	4.4	447	89.8	65	13.0	68	13.6
<i>DRC</i>	352	47.4	575	77.5	641	86.2	649	87.5
<i>India</i>	214	40.8	224	42.7	154	29.3	207	39.4
<i>Mexico</i>	12	3.2	9	2.36	224	58.8	119	31.2
<i>Rwanda</i>	255	20.0	870	67.9	1184	92.3	1157	90.2

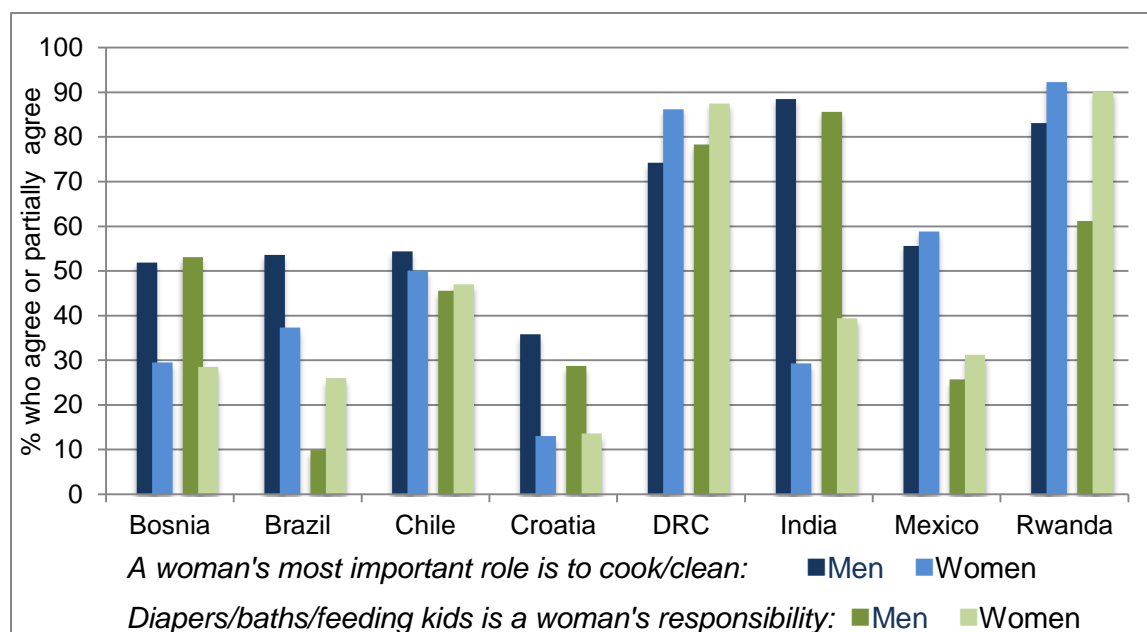
**Table 7**

Men's attitudes towards physical and sexual violence against women, percentage who agree (includes "partially agrees" for first two columns, "strongly agree" for last two columns)

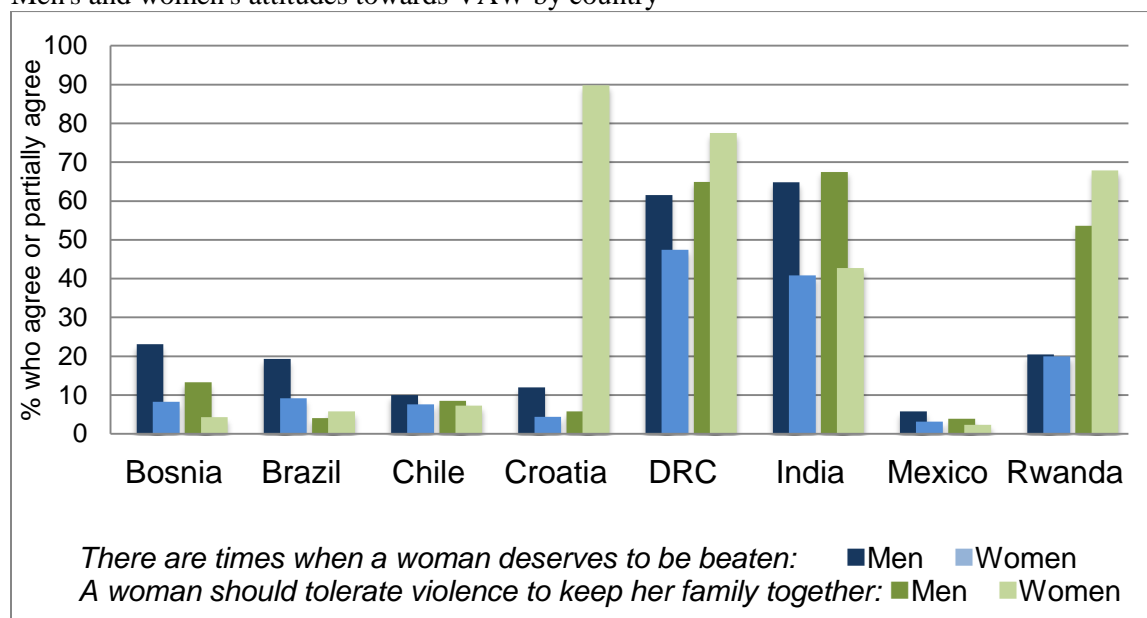
	<i>There are times when a woman deserves to be beaten</i>		<i>A woman should tolerate violence to keep family together</i>		<i>If a woman doesn't fight back, it's not rape</i>		<i>You have to question if a rape victim is promiscuous</i>	
	n	%	n	%	n	%	n	%
<i>Bosnia</i>	360	23.1	204	13.3	364	27.8	552	43.4
<i>Brazil</i>	144	19.3	31	4.1	256	34.8	179	24.3
<i>Chile</i>	119	10.0	101	8.5	116	9.8	138	11.7
<i>Croatia</i>	177	12.0	86	5.8	234	17.6	360	27.3
<i>DRC</i>	424	61.5	451	64.9	299	45.6	293	48.0
<i>India</i>	1005	64.8	1048	67.5	1024	66.0	1009	65.0
<i>Mexico</i>	58	5.8	39	3.9	206	21.4	188	19.9
<i>Rwanda</i>	457	20.5	1198	53.6	NA	NA	NA	NA

**Figure 2**

Men's and women's attitudes towards a woman's roles and responsibilities by country



**Figure 3**  
Men's and women's attitudes towards VAW by country



**Table 8**  
Men's awareness of laws and campaigns related to violence against women, percentage who are aware

Aware of VAW Laws		Aware of anti-VAW campaigns or activities		Aware of anti-VAW advertisements	
n	%	n	%	n	%

<i>Bosnia</i>	1003	59.6	1125	73.6	1173	78.7
<i>Brazil</i>	679	90.7	131	17.6	308	41.3
<i>Chile</i>	909	78.2	578	49.0	993	84.0
<i>Croatia</i>	1110	75.9	1150	77.5	1260	85.0
<i>DRC</i>	542	82.3	508	78.8	520	79.5
<i>India</i>	1264	84.6	806	54.2	1165	78.2
<i>Mexico</i>	864	86.3	462	46.5	818	82.5
<i>Rwanda</i>	1896	82.4	NA	NA	NA	NA

### Perpetration of violence against women

Previous analyses of the IMAGES data (Barker et al. 2011; Levtoev et al. *forthcoming*) have shown that men in the DRC (44.0 percent), Rwanda (38.7 percent), and India (37.4 percent) were the most likely to have ever perpetrated physical violence against a partner (Table 9 and Figure 4). Almost one third of Croatian men (32.6 percent) and Chilean men (29.5 percent) had perpetrated violence whereas a quarter of Brazilian men had (24.3 percent). Seventeen percent of Mexican men and 26.0 percent of Bosnian men reported perpetrating physical violence, though women in those countries reported higher levels. In all other countries, women’s reports of physical violence victimization were within 6 percent of men’s reports of perpetration. However, in Mexico and Bosnia, the discrepancy was 14 percent and 19 percent (in the DRC, fewer women reported experiencing violence). In Mexico, this may be due to the fact that many men in Mexico were interviewed by women, whereas in other countries only men interviewed other men. Women's reports of violence victimization in IMAGES is slightly different that reports from the DHS in the DRC and Rwanda, the only two countries with available data. In both cases, the DHS finds a higher percentage of women reporting violence victimization, likely due to the fact that DHS uses a difference sampling strategy, defines “ever partnered” differently, and uses more questions to identify violence.<sup>4</sup>

**Table 9**

Reports of men’s physical violence perpetration and women’s victimization

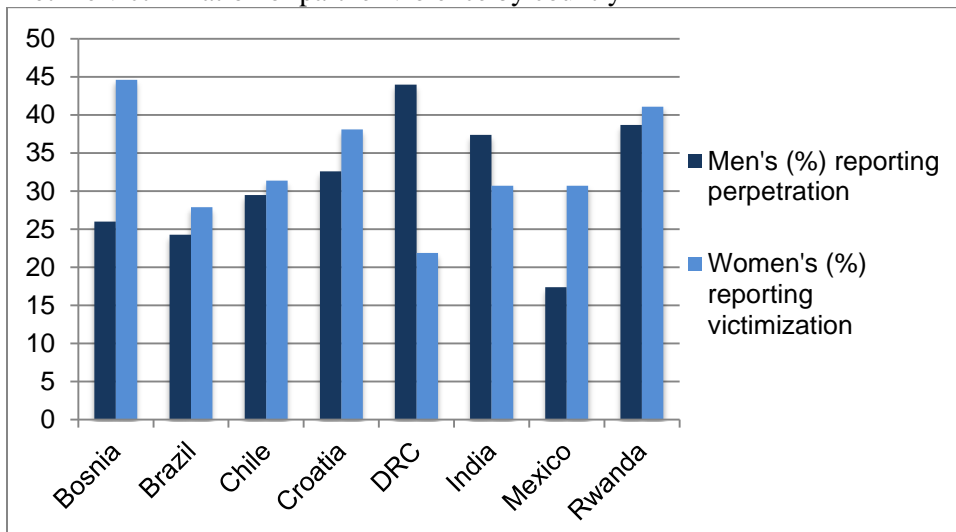
<i>Physical violence against a partner</i>	
<i>% of men who report</i>	<i>% of women who ever report ever being</i>

<sup>4</sup> The DHS uses seven specific questions to measure the DHS. IMAGES uses only five questions, combining two and leaving out one about “twisting her arm or pulling her hair.” Additionally, they ask women who have been married, rather than women who have ever had a partner, as IMAGES does. For more information see: <http://www.measuredhs.com>

	<i>perpetrating</i>	<i>victimized</i>
<i>Bosnia</i>	26.0	44.6
<i>Brazil</i>	24.3	27.9
<i>Chile</i>	29.5	31.4
<i>Croatia</i>	32.6	38.1
<i>DRC</i>	44.0	21.9
<i>India</i>	37.4	30.7
<i>Mexico</i>	17.4	30.7
<i>Rwanda</i>	38.7	41.1

**Figure 4**

Percentage of men reporting lifetime perpetration of violence against a partner and women reporting lifetime victimization of partner violence by country

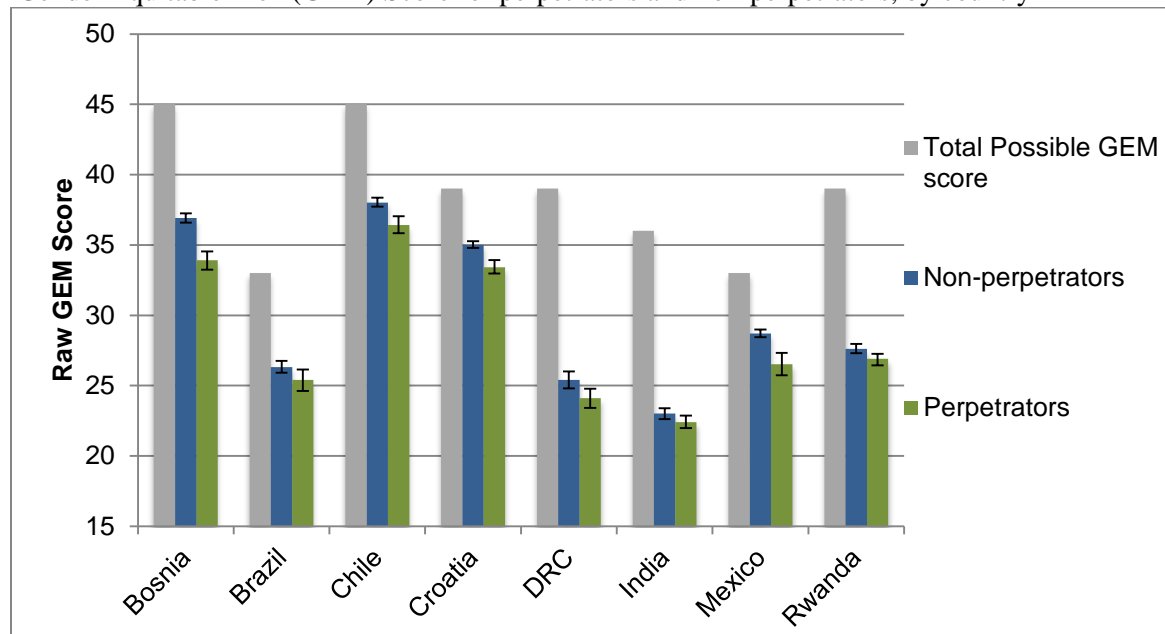


We analyzed key demographic and behavioral variables to determine whether there was a statistical difference between men who had perpetrated violence against a female partner and those men who had not perpetrated violence against a female partner (see Table 10). We found that in all countries, the mean age of perpetrators was higher than non-perpetrators and this was statistically significant in all countries except for Brazil and Bosnia (data unavailable for DRC). We saw little difference between current employment status (employed or unemployed) and violence perpetration. Only in Mexico and Chile were these differences significant with perpetrators more likely to be employed than non-perpetrators. In some countries (Chile, Croatia, and DRC), perpetrators were significantly more likely than non-perpetrators to be married or cohabitating. In Mexico, the opposite was true: Non-perpetrators were more likely than perpetrators to be cohabiting or married (54.2 percent versus 43.2 percent). In all other countries there was no significant relationship between perpetration and marital status.

We additionally examined whether there were differences between perpetrators and non-perpetrators in men's attitudes and practices. When compared to perpetrators, men who were non-perpetrators were more likely to have a higher GEM score indicating greater support for gender equality (See Table 10 and Figure 5). This difference was demonstrated in all countries and was statistically significant in all countries except for India. Indian men had overall more support for inequitable norms, so the lack of significance may have been due to insufficient variation across the ranges of the GEM scale. While GEM score represents a man's attitudes towards gender equality and gender roles, we also examined whether men's

attitudes towards violence against women were significantly different between perpetrators and non-perpetrators. We found, as expected, that men who perpetrate violence are more likely to agree with the phrase, “There are times when a woman deserves to be beaten” (ATTVAW). This difference was statistically significant in every country.

**Figure 5**  
Gender Equitable Men (GEM) Score for perpetrators and non-perpetrators, by country<sup>5</sup>



When looking at differences in men’s behaviors, we found some evidence that men who have perpetrated violence against a partner were more likely to have been involved in fights with weapons, more likely to binge drink, and more likely to be depressed. The differences in the proportion that have been involved in fights were significant in every country except for the DRC. Perpetrators were more likely to be depressed in all countries where data were available. The relationship between binge drinking and violence perpetration was only significant in Chile, Mexico, Bosnia, and the DRC. Finally, men who had perpetrated violence were more likely to report having witnessed their mother being beaten by a husband or boyfriend when they were children, and this was statistically significant in every country except for the DRC. Results of country-specific logistic regression analyses for perpetration of physical violence using

<sup>5</sup> GEM scale is calculated differently for each country and therefore can only be compared within countries, not between countries (see Levto et al. *forthcoming* for details)

variables with low levels of missing data are presented in Appendix 3. Results from all-country models with country fixed effects appear in Table 16.

Using results from the overall eight-country sample, we found that age, income, witnessing intra-parental violence, attitudes towards VAW, GEM score, and being involved in fights were all significant predictors of having perpetrated violence against a partner (see Table 11 and Figure 7). The odds of ever perpetrating physical violence for men between 40-59 were nearly two times (OR: 1.88, 95 percent CI: 1.47 - 2.41) the odds of men between 18-28. Overall, income was not a significant factor, though individuals in the mid-high income quartile were slightly more likely to perpetrate violence than those men in the lowest income quartile.

Men who held permissive attitudes towards VAW (i.e. “believed that there were times when a woman deserved to be beaten”) were nearly twice as likely to perpetrate VAW (OR: 1.70, 95 percent CI: 1.34 – 2.16). Men’s GEM scores were also significant predictors of violence perpetration. For every 1 standard deviation increase in men’s GEM score (indicating greater support for gender equality), men had more than 10 percent lower odds of perpetrating violence against a partner (OR: 0.89, 95 percent CI: 0.80 - 0.97). Men who witnessed their mother being beaten by a partner had more than 2.5 times the odds of ever having perpetrated violence against their own partners (OR: 2.53, 95 percent CI: 2.08 - 3.07). Finally, men who had been involved in at least one fight with a weapon had 2.38 times the odds of having perpetrated violence against women compared to those men who had not been in a fight with a weapon (OR: 2.38, 95 percent CI: 1.91 – 2.97). Notably, while we could not include depression as an indicator in the all-country model because it was not asked in two countries, it was a significant predictor of violence perpetration in all but one country (see Appendix 3). When controlling for all the other variables in the model, employment and education were not a significant predictors of perpetration of physical violence against a partner.

**Table 10**

Differences between men who have ever perpetrated violence against a partner and those who have not

		MEANS		FREQUENCIES							
		AGE	GEM**	ATT VAW( %)	AGE DIFF5 (%)	DEPRESS (%)	BINGE (%)	FIGHT( %)	CHILD EXP (%)	COHABIT (%)	EMPLOY (%)
Bosnia	Non-perpetrators	32.6	<b>36.9</b>	<b>17.9</b>	27.2	<b>24.3</b>	<b>30.7</b>	<b>13.7</b>	<b>6.61</b>	48.3	64.0
	Perpetrators	33.7	<b>33.9</b>	<b>37.2</b>	28.4	<b>31.1</b>	<b>44.6</b>	<b>35.4</b>	<b>23.4</b>	53.2	64.1
Brazil	Non-perpetrators	36.2	<b>26.3</b>	<b>16.0</b>	36.1	<b>6.1</b>	67.4	<b>14.5</b>	<b>12.5</b>	79.5	74.6
	Perpetrators	36.2	<b>25.4</b>	<b>30.2</b>	35.0	<b>15.6</b>	75.4	<b>45.6</b>	<b>25.9</b>	73.5	78.2
Chile	Non-perpetrators	<b>35.3</b>	<b>38.0</b>	<b>7.2</b>	<b>18.7</b>	<b>14.5</b>	<b>35.7</b>	<b>11.0</b>	<b>23.8</b>	<b>40.4</b>	<b>69.9</b>
	Perpetrators	<b>39.1</b>	<b>36.4</b>	<b>16.3</b>	<b>27.1</b>	<b>21.1</b>	<b>45.8</b>	<b>26.2</b>	<b>50.0</b>	<b>51.5</b>	<b>79.5</b>
Croatia	Non-perpetrators	<b>34.9</b>	<b>35.0</b>	<b>6.5</b>	23.3	<b>28.5</b>	41.4	<b>13.5</b>	<b>11.3</b>	<b>66.2</b>	71.0
	Perpetrators	<b>40.5</b>	<b>33.4</b>	<b>22.9</b>	28.3	<b>38.8</b>	44.9	<b>27.6</b>	<b>25.6</b>	<b>75.4</b>	73.3
DRC	Non-perpetrators	NA*	<b>25.4</b>	<b>56.2</b>	NA	NA	<b>9.2</b>	13.6	41.9	<b>76.2</b>	62.0
	Perpetrators	NA*	<b>24.1</b>	<b>71.4</b>	NA	NA	<b>23.3</b>	15.3	46.8	<b>84.8</b>	68.5
India	Non-perpetrators	<b>35.8</b>	23.0	<b>61.3</b>	50.7	<b>22.3</b>	21.2	<b>3.6</b>	<b>30.1</b>	88.3	95.4
	Perpetrators	<b>38.7</b>	22.4	<b>70.3</b>	56.8	<b>32.9</b>	26.7	<b>12.4</b>	<b>63.7</b>	89.3	96.0
Mexico	Non-perpetrators	<b>34.4</b>	<b>28.7</b>	<b>3.8</b>	23.9	<b>7.8</b>	<b>31.7</b>	<b>9.8</b>	<b>13.6</b>	<b>54.2</b>	<b>78.1</b>
	Perpetrators	<b>36.4</b>	<b>26.5</b>	<b>15.2</b>	24.4	<b>17.4</b>	<b>45.0</b>	<b>24.4</b>	<b>37.0</b>	<b>43.2</b>	<b>86.6</b>
Rwanda	Non-perpetrators	<b>39.7</b>	<b>27.6</b>	<b>15.6</b>	NA	NA	NA	<b>3.8</b>	<b>36.6</b>	90.3	97.7
	Perpetrators	<b>40.8</b>	<b>26.9</b>	<b>23.4</b>	NA	NA	NA	<b>6.5</b>	<b>57.7</b>	89.0	98.0

**Bolded** means significant differences between perpetrators and non-perpetrators,  $p < .05$ 

\*In the DRC, age was collected only in intervals, see demographic Table 1

\*\*GEM is calculated differently for each country and therefore can only be compared within countries, not between countries (see Levto et al. *forthcoming* for details).

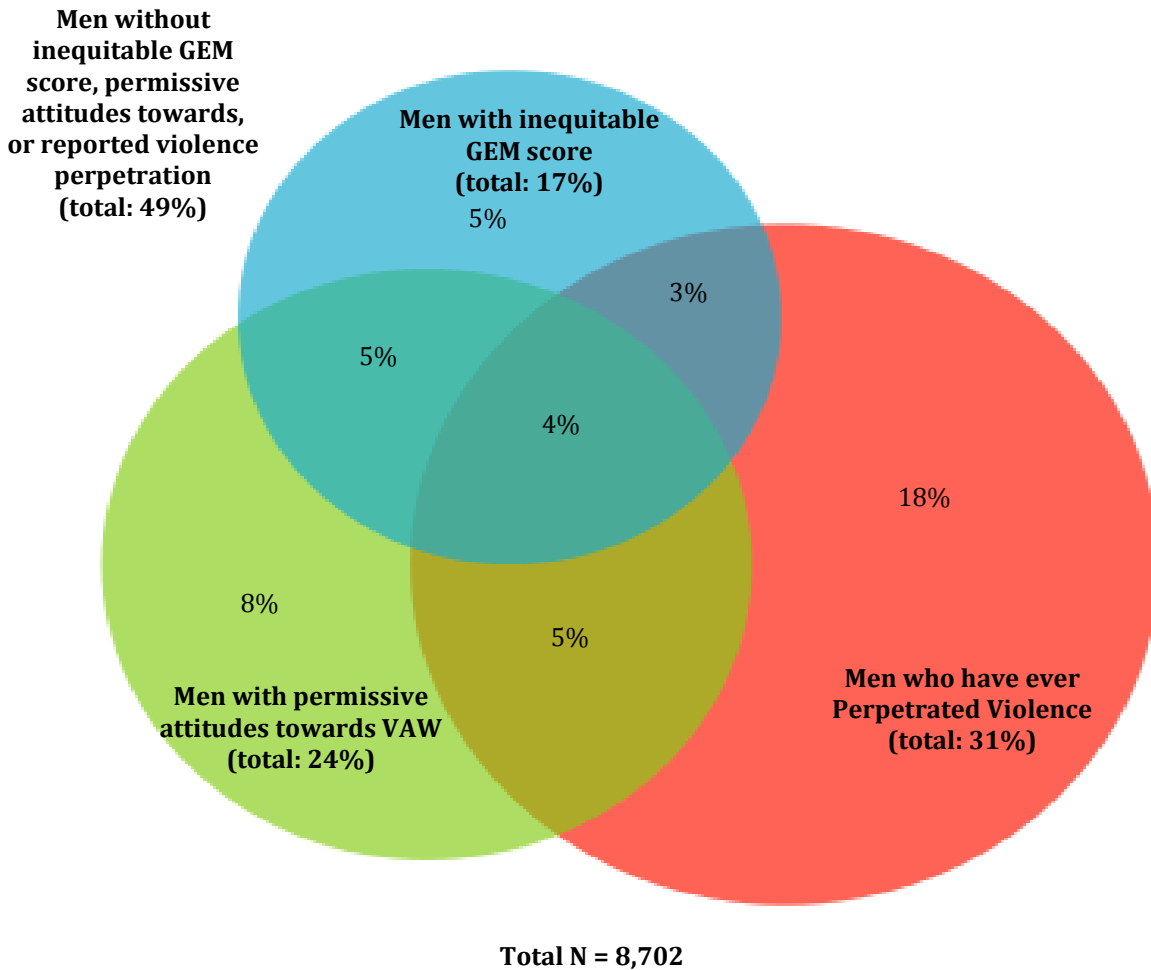
ATTVAW=agree or strongly agree that there are times when a woman deserve to be beaten, AGEDIFF5=for men who have a current partner, the man is at least 5 years older than the woman, DEPRESS=depression variable, BINGE=at least one binge drinking episode in last month, FIGHTS=has fought with weapons, CHILDEXP=exposure to family violence, COHABIT=marital/cohabitation status, EMPLOY=whether or not employed



**Figure 6**

Intersection of violence perpetration, Inequitable GEM score, and Permissive attitudes towards VAW (only for men with responses on each item), all countries

*We found men's GEM score and attitudes towards VAW to be significant predictors of violence perpetration. Below, in the Venn diagram, we demonstrate that there is substantial overlap between men with an inequitable GEM score (defined as 1 standard deviation below or lower on the standardized GEM measure in each country) and permissive attitudes towards VAW. Additionally, 34.5 percent of men who perpetrated violence reported having permissive attitudes towards VAW and the rest (65.5 percent) of perpetrators did not report permissive attitudes towards VAW. Looking at it from another angle, more than half of men with permissive attitudes towards VAW have never perpetrated violence. While the relationships are strong in the multivariate model, this diagram indicates the substantial complexity in determining violence perpetration.*



**Table 11 Correlates of physical violence perpetration against a partner, presented as adjusted odds ratios<sup>a</sup>**

<b>Demographic and Predictor Variables</b>	<b>Adjusted OR<sup>a</sup> (n=7810)</b>	<b>95% Confidence Intervals</b>
<i>Age 18-28 (REF)</i>	1.00	--
<i>Age 29-39</i>	<b>1.56***</b>	<b>1.35 - 1.80</b>
<i>Age 40-59</i>	<b>1.88***</b>	<b>1.47 - 2.41</b>
<i>No schooling or primary (REF)</i>	1.00	--
<i>Secondary school</i>	0.95	0.75 - 1.21
<i>Post-secondary school</i>	0.76 <sup>+</sup>	0.55 - 1.04
<i>Low income (REF)</i>	1.00	--
<i>Mid-low income</i>	1.11	0.93 - 1.33
<i>Mid-high income</i>	<b>1.17**</b>	<b>1.04 - 1.31</b>
<i>Highest income</i>	0.96	0.75 - 1.22
<i>Employed</i>	1.08	0.94 - 1.23
<i>Witness of intra-parental violence</i>	<b>2.53***</b>	<b>2.08 - 3.07</b>
<i>Permissive attitudes towards VAW</i>	<b>1.70***</b>	<b>1.34 - 2.16</b>
<i>GEM Score (standardized)</i>	<b>0.89*</b>	<b>0.80 - 0.97</b>
<i>Has been involved in fights</i>	<b>2.38***</b>	<b>1.91 - 2.97</b>

+  $p < 0.10$ , \*  $p < 0.05$ , \*\*  $p < 0.01$ , \*\*\*  $p < 0.001$

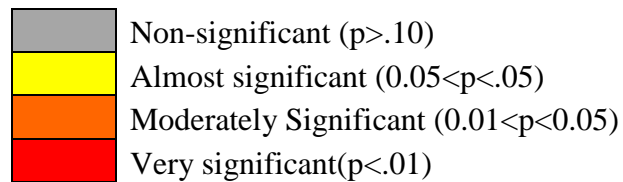
(Bolded means significant  $P < .05$ )

<sup>a</sup>Adjusted for all other variables presented in table

**Figure 7**

**Visual representation of significant correlates of violence perpetration by country**

	<i>Bosnia</i>	<i>Brazil</i>	<i>Chile</i>	<i>Croatia</i>	<i>DRC</i>	<i>India</i>	<i>Mexico</i>	<i>Rwanda</i>	<i>ALL Country</i>
Age	Grey	Grey	Red	Red	Red	Red	Grey	Orange	Red
Education	Grey	Yellow	Grey	Grey	Red	Red	Grey	Grey	Yellow
Relative Income	Grey	Grey	Grey	Grey	Red	Yellow	Grey	Grey	Red
Employment	Grey	Grey	Yellow	Grey	Grey	Grey	Yellow	Grey	Grey
Witness of Intra-parental Violence	Red	Orange	Red	Red	Grey	Red	Red	Red	Red
ATT VAW	Grey	Red	Red	Red	Yellow	Grey	Red	Yellow	Red
GEM score	Red	Grey	Yellow	Yellow	Grey	Grey	Red	Grey	Orange
Depressed	Grey	Red	Orange	Yellow	NA	Red	Orange	NA	NA
Involved in Fights	Red	Red	Red	Red	Grey	Red	Red	Orange	Red



**Men reporting they would prevent violence against women**

We also examined the ways in which men are willing to participate in the prevention of violence against women in their community (

Table 12). Few men have ever participated in a community or workplace activity (e.g. group session, rally, etc.) that questions men's use of violence against women. Though 51.3 percent of men in the DRC had participated in such an activity, between only 4.3 percent (Brazil) and 18.1 percent (Bosnia) had participated in all the other countries. Of men who had a friend who they knew was abusive to a female partner, the percentage of men in each country who had already questioned or challenged his behavior ranged between 10.0 percent in Croatia to 45.4 percent in Brazil. Men also can set examples for their sons and young men in their lives regarding violence against women. In most countries, between 30 percent and 50 percent had spoken with their son or a boy they care for about violence against women. Only in India was it less; only 15.7 percent of men there had talked to their son about VAW. It should be noted that the available data do not allow us to determine the content or quality of the anti-VAW activities, and does not allow us to know if the conversation with their son was preventing VAW or endorsing VAW.

In an effort to better understand what factors were associated with men being willing to prevent violence in their community, we conducted a logistic regression with men's willingness to actively prevent a stranger from perpetrating violence against a woman as our outcome. A majority of men in every country except Brazil reported that they would actively prevent that violence by either calling the police, intervening during the episode, or mobilizing the neighbors. Separate country analysis is presented in Appendix 3. We found that age, education status, income, employment status, and GEM score had no significant effect on whether or not a man was willing to actively prevent violence when controlling for all the other variables in the model (See Table 14). Additionally, though witnessing intra-parental violence was a significant predictor of violence *perpetration*, it was not a significant predictor of willingness to *prevent or intervene in* violence perpetrated by a stranger. Men who reported permissive attitudes towards VAW were significantly less likely to report a willingness to prevent or intervene in violence perpetrated by a strange (OR: 0.63, 95 percent CI: 0.50-0.79). Men who reported being aware of VAW laws were nearly 50 percent more likely to be willing to prevent a stranger's act of violence (OR: 1.57, 95 percent CI: 1.15 - 2.14). Men who had been involved in fights with a weapon were significantly less likely to be willing to prevent violence than those who had not been involved in fights (OR: 0.69, 95 percent CI: 0.54 - 0.89).

To better understand the men who say they would be willing to prevent a stranger from perpetrating violence, we looked at the overlap between those men and men who said they had ever perpetrated violence (see Table 13). Compared to the overall sample of men, the proportion of men who had ever

perpetrated violence who said they would prevent a stranger from perpetrating violence was about the same as the overall sample. Of those who said they would prevent a stranger, between 16.0 percent (Mexico) and 48.0 percent (DRC) had ever perpetrated violence. Unfortunately, with these data we are unable to understand whether this overlap represents men who formerly perpetrated violence and are now anti-VAW, or whether (more likely), this reflects the complexity of violence perpetration and men's position and role.

**Table 12**

Men's active participation in preventing violence against women

	<i>Participated in an anti-VAW activity</i>		<i>Questioned/Challenged friend's VAW</i>		<i>Would actively prevent VAW</i>		<i>Has talked to son/boy about VAW</i>	
	n	%	n	% <sup>t</sup>	n	%	n	%
<i>Bosnia</i>	266	18.1	187	11.3	1100	66.6	233	41.4
<i>Brazil</i>	32	4.3	122	45.4	275	38.7	215	37.7
<i>Chile</i>	155	13.1	142	12.0	801	85.9	447	48.7
<i>Croatia</i>	141	9.5	127	10.0	1119	84.6	205	41.6
<i>DRC</i>	336	51.3	106	19.1	439	68.8	123	41.3
<i>India</i>	195	13.1	206	33.6	640	69.0	113	15.7
<i>Mexico</i>	75	7.5	300	29.9	765	84.4	316	34.0
<i>Rwanda</i>	NA	NA	175	19.5	2140	94.4	714	41.7

**Table 13**Overlap between men who have ever perpetrated violence and those who are willing to intervene when they are witnessing violence against a woman<sup>6</sup>

	<i>Ever perpetrated violence</i>		<i>Would actively prevent VAW</i>		<i>Men with both characteristics</i>	n	% <sup>a</sup>	% <sup>b</sup>
	n	%	n	%				
<i>Bosnia</i>	390	26.32	1012	68.29	246	63.1	24.3	
<i>Brazil</i>	168	23.97	270	38.52	75	44.6	27.8	
<i>Chile</i>	261	28.71	777	85.48	199	76.2	25.6	
<i>Croatia</i>	426	32.27	1117	84.62	330	77.5	29.5	
<i>DRC</i>	269	43.95	423	69.12	203	75.5	48.0	
<i>India</i>	346	37.28	640	68.97	221	63.9	34.5	
<i>Mexico</i>	151	16.87	756	84.47	121	80.1	16.0	
<i>Rwanda</i>	660	38.66	1616	94.67	613	92.9	37.9	

<sup>a</sup>Percent of men who ever perpetrated violence who said they would actively prevent VAW<sup>b</sup>Percent of men who said they would actively prevent VAW who also said they had ever perpetrated violence<sup>6</sup> Note: these numbers are slightly different from the numbers presented in Table 9 and

Table 12 because they only report men who no missing data for both variables.

**Table 14**

All-country analysis: Correlates of being willing to prevent violence against women being perpetrated by another man (intervening, calling the police, or mobilizing the neighbors) versus all other options (shun/avoid him, talk to him after, do nothing), presented as adjusted odds ratios

<b>Demographic and Predictor Variables</b>	<b>Adjusted OR<sup>a</sup> (n=7857)</b>	<b>95% Confidence Intervals</b>
<i>Age 18-28 (REF)</i>		--
<i>Age 29-39</i>	0.98	0.78 - 1.24
<i>Age 40-59</i>	1.02	0.82 - 1.25
<i>No Schooling or Primary (REF)</i>		--
<i>Secondary school</i>	0.72	0.25 - 2.04
<i>Post-secondary school</i>	0.87	0.26 - 2.97
<i>Low income quartile (REF)</i>		--
<i>Mid-low income quartile</i>	0.82	0.59 - 1.15
<i>Mid-high income quartile</i>	0.70	0.36 - 1.35
<i>Highest income quartile</i>	0.75	0.34 - 1.63
<i>Employed</i>	1.49	0.84 - 2.64
<i>Witness of intra-parental violence</i>	0.96	0.53 - 1.76
<i>Permissive attitudes towards VAW</i>	<b>0.63***</b>	<b>0.50 - 0.79</b>
<i>GEM Score (standardized)</i>	1.09	0.93 - 1.27
<i>Has been involved in fights</i>	<b>0.69**</b>	<b>0.54 - 0.89</b>
<i>Awareness of VAW laws</i>	<b>1.57**</b>	<b>1.15 - 2.14</b>

+  $p < 0.10$ , \*  $p < 0.05$ , \*\*  $p < 0.01$ , \*\*\*  $p < 0.001$

(Bolded means significant  $P < .05$ )

<sup>a</sup>Adjusted for all other variables presented in table

## DISCUSSION

Through new analysis of the IMAGES data from eight countries, we have identified new and important findings to help engage men and boys in increasing women's agency and supporting gender equality. We found that men a majority of men was supportive of gender equality and women's agency, but support was not equal across countries. Also, violence against women remains a problem in all countries, and levels of inequitable attitudes are still cause for concern. Finally, we saw that many men in these countries have reported taking action to prevent violence against women. In this section, we will highlight in detail some of the key findings from our analysis. Then we will identify promising new directions for research, programming, and policy aimed at engaging men and boys in gender equality, violence prevention, and increasing women's agency.

## **Key Findings**

### **Support from men for gender equality and women's agency**

While there was variation across questions and across countries, there was still a sizable proportion of men surveyed that supported gender equality. A majority of men in each country agreed that women's rights would not take away from men, and they supported policies that encouraged women's equal access to opportunities. Large majorities of men in each country were supportive of equal pay for men and women. Taken together, these findings suggest that most men are accepting of women's rights and women's fair treatment in education and the workplace.

Attitudes towards division of labor are more varied across the countries and likely reflect regional variations in norms related to division of labor at the household level. In nearly all countries, less than half of men believed that changing diapers, giving baths, and feeding kids is a mother's responsibility. Men in India, Rwanda and the DRC stood out as being the most supportive of women's traditional role working inside the home and taking care of children. A majority of men in every country except Rwanda and the DRC reported shared decision-making with their partners. However, even in Rwanda and the DRC, a sizable minority reported sharing decision-making with their female partners. When examining men's attitudes towards violence against women, we see a wide range of support across and within countries. Across countries, we found that Mexican men were least likely to support VAW (5.8 percent) and Indian men were most likely (64.1 percent). Within countries, we analyzed whether there were differences in men's attitudes towards gender equality, agency and violence by education and found that greater education was associated with more equitable beliefs and lower support for violence. When examining attitudes by age group, we found few clear patterns in the data, though for some countries younger men were more likely to support equitable norms.

### ***The role of education on men's attitudes***

For most variables related to attitudes towards gender equality and women's agency, we found fairly wide variation across countries. To some extent, countries with samples reporting higher levels of education (e.g. Chile, Croatia, Mexico, Bosnia) tended to be more supportive of gender equality and women's agency, whereas countries with lower levels of education (e.g. the DRC, Rwanda) were less supportive. Brazil and India are notable exceptions. Almost 80 percent of Indian men in our sample had studied at least up to secondary school but only 43.7 percent of Brazilian men had. Despite these differences in education, Brazilian men consistently had more gender equitable attitudes compared to Indian men, and Indian men were the most supportive of VAW.



Determinants of attitudes towards gender equality have been explored in the IMAGES data previously and found that education, income, and more equitable practices in men's childhood homes were each significant predictors of men's attitudes (Levtov et al. *forthcoming*). But there are also factors that are more difficult to measure. Some evidence shows that in areas of poverty there is higher competition for available resource which results in less support for gender equality (Seguino 2007). Also, there is evidence from the qualitative portion of the IMAGES study that men in the DRC, India, and Rwanda (the countries with generally the most gender inequitable attitudes) felt that "gender equality" was a concept being imposed from outside by other cultures (Slegh et al. 2012). This view may reinforce the importance of local collective action in shifting norms and attitudes towards gender equality, lest the agenda be dismissed as imposed by external actors. As the IMAGES data demonstrates, no single factor shapes men's attitudes towards gender equality. Instead, attitudes are shaped by a variety of historical, economic, cultural, and governmental factors and men's own experiences (i.e. education, childhood) interact with those contextual factors to determine men's attitudes.

### ***Risk factors for perpetrating violence***

While we see some positive signals regarding attitudes towards women's equality and women's agency, violence against women continues to be a problem. A quarter or more of participants in most of the countries had ever perpetrated violence against a partner. Violence against women, in addition to its obvious physical and emotional effects, can directly and indirectly limit women's agency. The estimates from this analysis are similar to estimates found in the 2005 World Health Organization estimates for violence perpetration (Garcia-Moreno et al. 2005). Importantly, our analysis pointed to several factors that may be able to decrease violence perpetration by men.

We found that the most important factors associated with violence perpetration were witnessing intra-parental violence, men's GEM score, being depressed, and having been involved in fights. The significance of the correlation between witnessing of intra-parental violence and perpetrating violence provides evidence of the intergenerational transmission of behaviors and gender norms. This supports previous evidence highlighting the importance of witnessing violence as a child for men's future aggression against women (R. Jewkes et al. 2011; Knight & Sims-Knight 2003; Malamuth, Sockloskie, Koss, & Tanaka 1991). Any prevention of violence against women will likely reduce violence among future generations. A man's GEM score is also significantly associated with whether or not he perpetrates violence. Men with more equitable attitudes towards gender norms and equality are less likely to perpetrate violence. Importantly, this characteristic has been shown to be changeable among men through

programming that facilitates opportunities for men to challenge assumptions of gender roles (Dunkle & Jewkes 2007; Pulerwitz et al. 2010; Verma et al. 2006). Additionally, like witnessing violence, there is an intergenerational aspect to attitudes towards gender roles and equality (Barker et al. 2011; Farré & Vella 2007). Changing men's attitudes would likely influence their own children to be more equitable as well (Barker et al. 2012).

Reports of being depressed and getting into fights were also important factors associated with violence perpetration for men in most but not all countries. These may be related to how men learn to express their emotions and anger. For example, a man suffering from depression may take out feelings of sadness and loneliness by using violence against a partner (Garcia-Moreno et al. 2005; WHO 2010). Efforts to improve mental health may reduce an important risk factor to perpetration.

We found that younger (ever-partnered) men were less likely to have perpetrated violence against a partner. Previous studies of the impact of age on physical violence perpetration have had mixed results (R Jewkes, Sikweyiya, Morrell, & Dunkle 2009; WHO 2010). While it is possible that this simply indicates that younger men have had fewer opportunities to perpetrate, it nonetheless is a positive sign since it is likely easier to prevent violence perpetration with men who have yet to form any habits of perpetration. Given that the IMAGES data are cross-sectional, we are unable to assess whether these generational differences represent societal changes over time.

We found limited evidence that increased schooling may have a protective effect, where those with more schooling were less likely to perpetrate violence than those with less schooling. But, the opposite was true in the DRC and there was a non-significant relationship in most countries. Previous evidence has shown that education for women and girls can have a positive effect on their communities and their agency (Kiluva-Ndunda 2001); men's education could have similar positive effects on women's agency. Our multivariate results can be contrasted with previous studies examining the effect of men's education on men's violence that show that greater levels of education are associated with less perpetration (Ackerson 2008; Dalal, Rahman, & Jansson 2009; ICRW 2002). Previous IMAGES analysis, and our own analyses, showed that increased education was associated with more gender-equitable attitudes which in turn is a risk factor for violence perpetration (Barker et al. 2011; Contreras et al. 2012; Levtoev et al. *forthcoming*). Given that our analysis include multiple covariates, the relationship between education and violence

perpetration may be attenuated by other factors, such as GEM score and attitudes towards VAW, that were also included in our model.

### ***Men can be advocates against violence***

While focusing on men as perpetrators of violence is important, it is important to consider how men are currently preventing violence against women in their communities. We found that a minority of men participate in anti-violence campaigns and challenge their friends' behaviors when they are perpetrating violence. Our analysis of which factors are associated with men's willingness to prevent violence identified three important factors: permissive attitudes towards VAW, getting into a fight, and awareness of VAW laws.

Men who had permissive attitudes towards VAW or had fought were less likely to be willing to prevent violence, but men who were aware of VAW laws were more likely to intervene. Unlike in the analysis of violence perpetration, we found that witnessing intra-parental violence, GEM score, age and education were not significantly associated with a willingness to prevent violence. Interventions targeting men's attitudes towards VAW could both prevent men from perpetrating violence, but also make it more likely that men will be willing to prevent violence against women. Additionally, interventions raising awareness of VAW laws could increase participation in preventing violence. The relationship between awareness of VAW laws and men's participation is underexplored, but knowledge of laws could help a man feel supported by the state to intervene. It should be noted that we found that men who are willing to prevent violence are not necessarily non-perpetrators. This dynamic merits further exploration and consideration in future research and programmatic efforts.

### **Comparison with findings from Peers for Prevention (P4P)**

As mentioned in the methods section of this paper, the P4P study examined similar questions in six countries in Asia (Fulu et al. 2013). One limitation of our analysis is that it included only one country from Asia: India. The P4P survey covers most of the same topics that the IMAGES survey covers and many of the survey items are identical. While the IMAGES data collection has more extensive data on attitudes towards gender equality, the P4P questionnaire asks more questions about perpetration of violence, including more extensive questions about emotional, economic, and physical violence perpetration. Additionally, P4P has a series of questions not included in IMAGES related to *why* a man perpetrated sexual violence. Both of these studies provide valuable and complementary data on men around the world.

The P4P study examined violence perpetration in nine regions within six different Asian countries and found that between 11.5 percent (rural Indonesia) and 61.9 percent (Papua New Guinea) of ever-partnered men had ever perpetrated physical violence against a partner (see

Table 15 below) (Fulu et al. 2013). Overall, the range in the P4P was similar to that in IMAGES, but a higher percentage of men surveyed in Bangladesh and Papua New Guinea reported perpetration than any of the countries in IMAGES. Like IMAGES, the P4P study found that men's age category, attitudes towards gender equality, childhood experiences of violence, depression, and history of fighting were all significantly associated with intimate partner violence perpetration. The P4P study also additionally analyzed food insecurity, substance abuse (alcohol and illicit drugs) and sexual behaviors and found them to be significantly associated with violence perpetration. While our multivariate study did not assess alcohol use, our bivariate analysis for each country indicated significant differences between perpetrators and non-perpetrators in most countries.

Permissive attitudes towards violence against women (agreement with “there are times when a woman deserves to be beaten”) were wide-ranging between countries in both datasets. There does appear to be some relationship between a country's GDP per capita (using the World Bank Atlas Method) and the percentage of men perpetrating violence and agreeing that sometimes ‘women deserve to be beaten.’ In both P4P and IMAGES, men from relatively higher income countries (i.e. Mexico, Chile, Brazil, Croatia, China, and Indonesia) were less likely to have permissive attitudes about VAW than men from relatively lower income countries (i.e. DRC, Rwanda, India, Bosnia, Bangladesh, Cambodia, Papua New Guinea, Sri Lanka). This relationship may have something to do with what Pierotti calls the global cultural diffusion (2013). Pierotti argues that as communities and countries are increasingly exposed to global cultural scripts that are opposed to VAW, they adopt attitudes in opposition to VAW. Factors associated with middle-income countries such as increased education and increased engagement with the global economy may create opportunities for their citizens to be more exposed to global cultural scripts. Future research with men could explore the extent to which global cultural diffusion is changing patterns of VAW and attitudes towards VAW among men in different countries.

**Table 15**

Comparing results from the P4P study on perpetration of violence and attitudes towards violence. Percentage of men reporting ever perpetrating and percentage of men reporting that they agree that there are times when a woman deserves to be beaten.

<i>P4P</i>	<i>There are times when a woman deserves to be beaten</i>	<i>Ever perpetrated physical violence</i>	<i>IMAGES</i>	<i>There are times when a woman deserves to be beaten</i>	<i>Ever perpetrated physical violence</i>
<i>Bangladesh (R)</i>	61.9	51.6	<i>Bosnia</i>	23.1	26.0
<i>Bangladesh (U)</i>	59.7	52.1	<i>Brazil</i>	19.3	24.3
<i>Cambodia (N)</i>	27.8	16.4	<i>Chile</i>	10.0	29.5
<i>China (Reg)</i>	8.7	44.7	<i>Croatia</i>	12.0	32.6
<i>Indonesia (R)</i>	8.5	11.5	<i>DRC</i>	61.5	44.0
<i>Indonesia (U)</i>	4.9	12.5	<i>India</i>	64.8	37.4
<i>Indonesia (P)</i>	21.1	37.7	<i>Mexico</i>	5.8	17.4
<i>Papua New Guinea (Reg)</i>	56.5	61.9	<i>Rwanda</i>	20.5	38.7
<i>Sri Lanka (N)</i>	27.1	24.2	<i>DRC</i>	61.5	44.0

*R=Rural site, U=Urban site, Reg=Regional area with both urban/rural, N=National, P=Urban site in PNG*

### **Promising directions for interventions and policy**

One of the clear findings from our results is that attitudes towards gender equality and attitudes towards VAW are associated with violence perpetration. Fortunately, over the past two decades, the international community has increasingly viewed men as targets of interventions aimed at transforming gender norms, changing attitudes towards gender equality, and preventing violence (Barker, Ricardo, Nascimento, Olukoya, & Santos 2010; Dunkle & Jewkes 2007; S. Dworkin, R. Fullilove, & D. Peacock 2009). Much of the increased programming engaging men and boys in questioning gender norms was initiated by the United Nations International Conference on Population and Development in Cairo, Egypt, in 1994, and the Fourth World Conference on Women in 1995, both of which documented the need to involve men and boys in the push for more equitable gender norms (UN 1994).

### **Community-level interventions**

In a 2007 World Health Organization report on interventions focused on men (World Health Organization 2007), they use the same intervention type distinctions (gender neutral, gender sensitive, and gender transformative) established by a leading expert on gender equality, Geeta Rao Gupta (Gupta 2000). The WHO report, as well as a recent systematic review, provide evidence that gender transformative

interventions, which seek to change men's conceptualization of gender norms, can be effective in reducing violence perpetration and changing attitudes and behaviors (S. L. Dworkin, Treves-Kagan, & Lippman 2013; World Health Organization 2007). *Program H*, one of the more widely used gender transformative interventions for young men, seeks to increase the gender equitable attitudes of young men, increase healthy sexual behaviors, and decrease violent behaviors (Pulerwitz et al. 2010; Verma et al. 2006). Other prominent programming that has been scaled up for widespread use includes the *Stepping Stones* curriculum for HIV prevention (R. Jewkes et al., 2008) and the Men as Partners program from *EngenderHealth* (Peacock & Levack 2004). These programs generally involve small-group education sessions where men question their gender roles, behaviors, and treatment of women. There have also been promising school-based interventions that integrate gender topics and activities into curricula to transform gender norms with youth. Some notable examples include the Gender Equality Movement in Schools intervention in India (Ahchyut, Bhatla, Khandekar, Maitra, & Verma 2011) and the Young Men's Initiative in the Balkans (Eckman, Jain, Kambou, Bartel, & Crownover 2007). Most existing intervention research points to the fact that men discussing gender norms in groups helps to start break down some of the harmful norms and attitudes associated with traditional masculine norms (Barker, Ricardo, et al. 2010; S. L. Dworkin et al. 2013; R. Jewkes et al. 2006; World Health Organization 2007).

Given that gender norms are reproduced through daily life, programs should take care to avoid reinforcing the norm that men are violent (Fleming, Lee, & Dworkin 2013). Every time men are depicted as violent individuals, it contributes to the normative image of men as perpetrators (Fleming et al. 2013) By facilitating the work of men who play a role in *preventing* violence, and giving men the tools to intervene and make changes in their community, the normative image being projected is of men who are *not* violent. As we saw from the data, most men are not violent and many express willingness to intervene to prevent violence against women. However, traditional norms are powerful and cannot be broken down until there is more discourse around non-violent men to help non-violence be perceived as the social norm for men. Some interventions have adopted this approach, including the Mentors in Violence Prevention program based in the United States (Katz 1994) This model has been shown in experimental and quasi-experimental designs to change attitudes towards violence against women and increase the number of men who intervene when they see sexual-violence related behaviors (Banyard, Moynihan, & Plante 2007; Katz, Heisterkamp, & Fleming 2011). This program builds skills among young men to feel capable to intervene when they are witnesses to violence against women. Additionally, programs such as Program H by Instituto Promundo and One Man Can by Sonke Gender Justice train men to challenge their peers on

gender norms and equality (Pulerwitz et al. 2010; van den Berg et al. 2013). While these community level interventions sometimes have limited reach, they may hold promise for changing norms since men from the same community are engaged together.

### ***Mass media***

Using mass media to transform gender norms and men's attitudes has been another useful strategy. For example, Soul City was a popular television program implemented in South Africa. The program used engaging storylines to demonstrate positive masculine role models and promote gender equality. Evaluation results found that Soul City reached nearly 16 million viewers and increased men and women's gender equitable attitudes (White, Greene, & Murphy 2003). This same strategy has been used in Nicaragua and produced similar changes (Solórzano, Abaunza, & Molina 2000). Mass media can have synergistic effects with community-level education programs. In Brazil, evaluations found that Program H was more successful at changing men's attitudes towards gender equality when paired with a mass media campaign supportive of gender equitable men (Pulerwitz, Barker, Segundo, & Nascimento 2006). Changing the context and cultural scripts around masculinity through mass media can create an environment that is supportive of a shift in men's behaviors and attitudes.

### ***Leveraging policy***

There may be new and innovative ways to engage men and boys in supporting gender equality and women's agency through new institutional and governmental policies. A 2010 report from the *Men and Gender Equality Project* identified eight policy areas that can be implemented to engage men and boys in greater gender equality (Summarized in



Figure 8).

**Figure 8**

Policy areas and options for engaging men and boys in gender equality, adapted from Barker, Greene, et al. (2010)

<b>Policy area</b>	<b>Programmatic and policy options</b>
<i>Educational sector</i>	<ul style="list-style-type: none"> <li>• Ensure education curricula is free of gender stereotypes</li> <li>• Create school environments that are free of physical and sexual violence or harassment, including preventing sexual relationships between teachers and learners</li> <li>• Acknowledge boys' specific educational vulnerabilities</li> </ul>
<i>Public security</i>	<ul style="list-style-type: none"> <li>• Integrate larger numbers of women into law enforcement and military forces</li> <li>• Train law enforcement and military on gender politics and human rights</li> </ul>
<i>Health sector</i>	<ul style="list-style-type: none"> <li>• Train providers in gender-specific needs of men and women and an understanding of norms related to masculinity</li> <li>• Encourage men's health-seeking behavior by acknowledging and meeting the health needs of men, especially for prevention</li> <li>• Implement alcohol control policies to reduce accidents and violence related to alcohol abuse</li> </ul>
<i>Human rights</i>	<ul style="list-style-type: none"> <li>• Regulate media portrayals that are denigrating or discriminatory</li> <li>• Equal protections under the law for same-sex couples</li> </ul>
<i>Sexual and reproductive health and rights</i>	<ul style="list-style-type: none"> <li>• HIV testing and treatment policies should acknowledge and address gender-related barriers to accessing services</li> <li>• National reproductive health policies should refer explicitly to the roles and responsibilities of men as well as women</li> </ul>
<i>Integrated VAW prevention and mitigation</i>	<ul style="list-style-type: none"> <li>• Enable law enforcement to enforce VAW laws at the local level</li> <li>• Publicize laws</li> </ul>
<i>Livelihoods and poverty alleviation</i>	<ul style="list-style-type: none"> <li>• Poverty alleviation policies should take men into account, including migrant men and single fathers</li> <li>• Increase employers' knowledge of laws and attitudes towards gender discrimination</li> </ul>
<i>Engaging men as fathers and caregivers</i>	<ul style="list-style-type: none"> <li>• Encourage fatherhood by implementing or increasing paternity leave</li> <li>• Presumptive joint custody in cases of divorce or separation</li> <li>• Promote positive male participation in prenatal care, maternal health, and during childbirth</li> </ul>

Each of these eight policy areas can influence gender norms and men's behaviors. For example, programs addressing poverty can help to reduce VAW both by economically empowering women (Kim et al. 2007) and by reducing economic stressors for men that lead to unhealthy and violent behaviors (D. R. Williams

2003). In all policy areas, decision-makers should adopt a gender-mainstreaming strategy to consider the ways in which the policies influence men (and women) can help achieve the goal of gender equality (Smith, Braeken, Howse, & Shand 2008; UN 1995). While each of these policy areas are detailed in the report with important examples, we will focus on the areas of policy directly related to our findings: gender-based violence prevention and mitigation, educational policy, and engaging men as fathers and caregivers (because of the intergenerational transmission of gender norms and violence).

Most men in each country of our study were aware of VAW laws but had varying opinions on the strength of these laws. Policy efforts should be combined with information dissemination to make men aware of the legal position of the government and the potential consequences (Barker, Greene, et al. 2010). This can serve as a warning for men, but also helps to shape norms around violence against women. Our study demonstrated that men who were aware of VAW laws were more willing to intervene to prevent violence against a woman, possibly due to recognition that the government supports VAW prevention. Additionally, for norms to change, it is critical that VAW laws are enforced at the local level and include specific provisions protecting wives (e.g. marital rape and wife abuse). By being more proactive about the publication and enforcement of the laws prohibiting VAW, the laws can serve as a reminder of societal norms that are anti-VAW.

*Educational sector policies*—Schools play an important role in the socialization of children across the globe, including gender socialization (Eckart & Tracy 1992), and can play a role in teaching non-violence. Educational policies should promote school environments that are violence free. Addressing sexual harassment and abuse of girls in school is critical to promote equality, but preventing harassment, bullying, and abuse of boys merits attention as well (Barker, Greene, et al. 2010). Given that schools play an important role in the socialization of boys and girls, they can lead the way in teaching children about gender equality. Governments, school administrators and teachers can examine existing curricula to assess the extent to which it reinforces stereotypes about men and women (Oxfam GB 2007). In South Africa, the government has integrated concepts of power, masculinity, femininity, gender role stereotypes, and gender inequality into their national secondary school curriculum (World Health Organization 2010). This can help break down harmful male gender norms around aggression, violence, and caregiving.

Our data, as well as that of the P4P study, show that depression is associated with perpetration of violence against women. Hostile school environments will contribute to young men's depression and use of

violence A review of the global literature on the school environment and violence at schools demonstrates that schools with students who are aware of school rules and perceive their classroom environment as orderly and focused on learning, and those schools that promote positive relationships between students and teachers, are more likely to have lower rates of violence (Johnson 2009). Additionally, as previous research shows, men's education itself is potentially protective against violence perpetration.

*Men as fathers and caregivers*—Because the intergenerational transmission of gender norms and violence is so well established (including in our data), it is important for policies and programs to engage men in fatherhood and as caregivers. Globally, women are increasingly wage earners outside the household, but generally men have not compensated by taking on a greater proportion of childrearing and household responsibilities (Barker et al. 2012). Research from IMAGES has shown that men who had a positive caregiving influence from a man were more likely to support gender equality and less likely to perpetrate violence against a woman (Barker et al. 2011). Additionally, men's greater role in childrearing can help increase women's agency by allowing women more time to pursue paid work or other activities she chooses.

Policies can help encourage and support men to play an active and positive role in their children's lives. For example, paternity leave policies have been shown to increase the level of contact between a father and their children (Duvander & Jans 2009) and increase their role in caretaking later in life (Nepomnyaschy & Waldfogel 2007). While paternity leave policies should not reduce or affect maternity leave policies, paternity leave can be an effective policy intervention to facilitate men's bonding with children and greater participating in childrearing (World Health Organization 2010). Policies and programs related to pre-natal, post-natal, and child health could be more inclusive of fathers so that they have an opportunity to play a role from the start of their child's life (Barker, Greene, et al. 2010). Adopting care-giving roles helps men break down the social norms around gendered division of labor at the heart of gender equality (Barker et al., 2012). Policy changes such as these can help increase women's agency by establishing men as equal partners in raising children and in the home.

### **Future Research Directions**

The IMAGES data collection effort has taken an important step in providing comparative data on men's attitudes and practices related to health, employment, families, and gender equality. Other efforts that have been informed by the IMAGES process, such as P4P, will help build the knowledge base. For example, the *UN Multi-Country Study on Men and Violence* in Asia to “provide cross-country comparable

data on GBV from the perspective of men...[and the] long-term goal of preventing gender-based violence” (Partners 4 Prevention 2013). Expanding these efforts to more countries will help establish the foundation for future research on gender and masculinity. Additionally, conducting nationally-representative surveys over time would allow for tracking of progress, or lack thereof.

Recommendations for future data collection efforts:

- Ensure same-sex interviewer-participant pairs for increased accuracy of the data
- When possible, conduct self-administered questionnaires for sensitive questions such as violence perpetration
- Include a measure of income or wealth that is more easily interpretable across and within countries than income categories
- For multi-country studies, ask the same questions in each country to avoid eliminating potentially important variables that are missing for entire countries (e.g. depression in the IMAGES study)
- Using validated mental health measures could help identify its role globally in violence perpetration
- Ensure a sample size large enough to study violence perpetration in the last 12 months, rather than lifetime perpetration which has some flaws

There is a great need for large-scale evaluations of programs and policies that target men to increase support for gender equality, reduce perpetration of violence, and engage men in fatherhood. To date, most of the evaluations have been small in scale. One notable exception is the Stepping Stones program, which used a community, randomized control trial to test the effects of an intervention that, in part, aimed to transform harmful gender norms (R. Jewkes et al. 2008). A similarly designed evaluation trial is currently under way in South Africa to test the effects of Sonke Gender Justice Network’s One Man Can program (Gamedze & Rebombo 2011). But these types of evaluation efforts are rare. Future research should focus on conducting more rigorous experimental and quasi-experimental evaluations, including at the community level, to extend the extent of effectiveness and generalizability—as well as key elements—of programs that target men and boys.

## **CONCLUSIONS**

Agency is a trait that belongs to all individuals but is limited by social and economic constraints. Men can play an important role in constraining or enabling women’s agency. Men need to be engaged not only to prevent violence and forceful limits on women’s agency, but also to be allies in creating, side by side with women, a more gender equitable world. This will not only result in important gains for women's well-being; gender equality has also been shown to improve men's health, well-being, and happiness. Programs

and policies that target men in conjunction with those that target women can expedite the steady transition towards more gender equal societies worldwide. Improvements in gender equality are especially significant as these can have transformational impacts on other global development goals.

## REFERENCES

- Abramsky, T., Devries, K., Kiss, L., Francisco, L., Nakuti, J., Musuya, T., . . . Watts, C. (2012). A community mobilisation intervention to prevent violence against women and reduce HIV/AIDS risk in Kampala, Uganda (the SASA! Study): study protocol for a cluster randomised controlled trial. *Trials*, *13*, 96. doi: 10.1186/1745-6215-13-96
- Ackerson, L., et al. . (2008). Effects of individual and proximate educational context on intimate partner violence: A population-based study of women in India. *American Journal of Public Health*, *98*(3), 507-514.
- Ahchyut, P., Bhatla, N., Khandekar, S., Maitra, S., & Verma, R. K. (2011). Building Support for Gender Equality among Young Adolescents in School: Findings from Mumbai, India. New Dehli: International Center for Research on Women.
- Archer, J. (1999). Assessment of the Reliability of the Conflict Tactics Scales: A Meta-Analytic Review. *Interpersonal Violence*, *14*(12), 1263-1289.
- Armstrong, T. G., Wernke, J. Y., Medina, K. L., & Schafer, J. (2002). Do Partners Agree about the Occurrence of Intimate Partner Violence?: A Review of the Current Literature. *Trauma Violence Abuse*, *3*(3), 181-193.
- Bandura, A. (2001). Social Cognitive Theory: An Agentic Perspective. *Annual Review of Psychology*, *52*, 1-26.
- Banyard, V. L., Moynihan, M. M., & Plante, E. G. (2007). Sexual violence prevention through bystander education: an experimental evaluation. *Journal of Community Psychology*, *35*(4), 463-481.
- Barker, G. (2005). *Dying to be men : youth, masculinity and social exclusion*. London ; New York: Routledge.
- Barker, G., Contreras, J. M., Heilman, B., Singh, A. K., Verma, R. K., & Nascimento, M. (2011). *Evolving Men: Initial Results from the International Men and Gender Equality Survey (IMAGES)*. Washington, D.C. and Rio de Janeiro: International Center for Research on Women (ICRW) and Instituto Promundo.
- Barker, G., Greene, M., Goldstein-Siegel, E., Nascimento, M., Segundo, M., Ricardo, C., . . . Pawlak, P. (2010). *What men have to do with it: Public Policies to promote gender equality*. Washington, DC: International Center for Research on Women and Instituto Promundo.
- Barker, G., Greene, M., Nascimento, M., Segundo, M., Ricardo, C., Taylor, A., . . . Kato, J. (2012). *Men Who Care: A multi-country qualitative study of men in non-traditional caregiving roles*. . Washington, D.C. and Rio de Janeiro: International Center for Research on Women and Instituto Promundo.
- Barker, G., Ricardo, C., Nascimento, M., Olukoya, A., & Santos, C. (2010). Questioning gender norms with men to improve health outcomes: Evidence of impact. *Global Public Health*, *5*(5), 539-553.
- Black, M., Basile, K., Breiding, M., Smith, S., Walters, M., Merrick, M., . . . Stevens, M. (2011). *The National Intimate Partner and Sexual Violence Survey (NIISVS): 2010 Summary Report*. Atlanta, GA: National Center for Injury Prevention and Control, Centers for Disease Control and Prevention.
- Boles, J., & Hoeveler, D. L. (2004). Historical dictionary of feminism *Historical dictionary of feminism* (pp. 146). Lanham, MD: Scarecrow Press.

- Bronfenbrenner, U. (1979). *The Ecology of Human Development*. Cambridge, MA: Harvard University Press.
- Cabral, R. J., Pulley, L., Artz, L. M., Brill, I., & Macaluso, M. (1998). Women at Risk of HIV/STD: The Importance of Male Partners as Barriers to Condom Use. *AIDS and Behavior*, 2(1), 75-85.
- Campbell, C. A. (1995). Male Gender Roles and Sexuality: Implications for Women's AIDS risk and prevention. *Social Science & Medicine*, 41(2), 197-210.
- Clark, C. J., Silverman, J., Khalaf, I. A., Ra'ad, B. A., Al Sha'ar, Z. A., Al Ata, A. A., & Batiha, A. (2008). Intimate partner violence and interference with women's efforts to avoid pregnancy in Jordan. *Stud Fam Plann*, 39(2), 123-132.
- Cohan, M. (2009). Adolescent heterosexual males talk about the role of male peer groups in the sexual decision making. *Sexuality & Culture: An Interdisciplinary Quarterly*, 13(3), 152-177.
- Connell, R. W. (1987). *Gender and power*. Stanford, CA: Stanford University Press.
- Connell, R. W. (1995a). *Gender and Power: Society, the person, and sexual politics*: Cambridge University Press.
- Connell, R. W. (1995b). *Masculinities*. Berkeley: University of California Press.
- Contreras, M., Heilman, B., Barker, G., Singh, A., Verma, R., & Bloomfield, J. (2012). Bridges to Adulthood: Understanding the Lifelong Influence of Men's Childhood Experiences of violence Analyzing Data from the International Men and Gender Equality Survey. Washington, DC and Rio de Janeiro: International Center for Research on Women (ICRW) and Instituto Promundo.
- Copenhaver, M. M., Lash, S. J., & Eisler, R. M. (2000). Masculine gender role stress, anger, and male intimate abusiveness: Implications for men's relationships. *Sex Roles*, 42(405-414).
- Courtenay, W. H. (2000). Constructions of masculinity and their influence on men's well-being: a theory of gender and health. *Soc Sci Med*, 50(10), 1385-1401.
- Dalal, K., Rahman, F., & Jansson, B. (2009). Wife abuse in rural Bangladesh. *Journal of Biosocial Science*, 41(5), 561-573.
- Das, M., Ghosh, S., Miller, E., O'Connor, B., & Verma, R. (2012). Engaging Coaches and Athletes in Fostering Gender Equity: Findings from the Parivartan Program in Mumbai, India. Washington, D.C.: International Center for Research on Women.
- Dodoo, F. N. (1998). Men matter: additive and interactive gendered preferences and reproductive behavior in Kenya. *Demography*, 35(2), 229-242.
- Dodoo, F. N., & Frost, E. (2008). Gender in African Population Research: The Fertility/Reproductive Health Example. *Annual Review of Sociology*, 34, 431-452.
- Dorais, M., & Lajeunesse, S. (2004). *Dead boys can't dance: Sexual orientation, masculinity, and suicide*. Montreal, QC: McGill-Queen's University Press.
- Doyal, L. (2000). Gender equity in health: debates and dilemmas. *Soc Sci Med*, 51(6), 931-939.
- Dunkle, K. L., & Jewkes, R. (2007). Effective HIV prevention requires gender-transformative work with men. *Sex Transm Infect*, 83(3), 173-174.
- Dusanic, S. (2012). Men and gender relationship in Bosnia and Herzegovina: Results of IMAGES research: Instituto Promundo.
- Duvander, A. Z., & Jans, A. C. (2009). Consequences of fathers' parental leave use: evidence from Sweden. *Finnish Yearbook of Population Research*, 51-62.



- Duvvury, N., & Carney, P. (2012). Estimating the costs of domestic violence against women in Viet Nam. New York: UN Women.
- Duvvury, N., Grown, C., & Redner, J. (2004). Costs of Intimate Partner Violence at the Household and Community Levels: ICRW.
- Dworkin, S., Fullilove, R., & Peacock, D. (2009). Are HIV/AIDS prevention interventions for heterosexually active men in the United States gender-specific? *Am J Public Health*, 99(6), 981-984. doi: AJP.H.2008.149625 [pii]  
10.2105/AJP.H.2008.149625
- Dworkin, S., Hatcher, A. M., Colvin, C., & Peacock, D. (2013). Impact of a Gender-Transformative HIV and Antiviolence Program on Gender Ideologies and Masculinities in Two Rural, South African Communities. *Men Masc*, 16(2), 181-202.
- Dworkin, S. L., Fullilove, R. E., & Peacock, D. (2009). Are HIV/AIDS prevention interventions for heterosexually active men in the United States gender-specific? *Am J Public Health*, 99(6), 981-984. doi: AJP.H.2008.149625 [pii]  
10.2105/AJP.H.2008.149625
- Dworkin, S. L., Treves-Kagan, S., & Lippman, S. A. (2013). Gender-Transformative Interventions to Reduce HIV Risks and Violence with Heterosexually-Active Men: A Review of the Global Evidence. *AIDS Behav.* doi: 10.1007/s10461-013-0565-2
- Dykstra, P., & Keizer, R. (2009). The wellbeing of childless men and fathers in mid-life. *Ageing & Society*, 29(8), 1227-1242.
- Eckart, J., & Tracy, D. (1992). Gender socialization in Schools: A course for Change Agents. *Teaching Education*, 5(1), 59-64.
- Eckman, A., Jain, A., Kambou, S. D., Bartel, D., & Crownover, J. (2007). Exploring dimensions of Masculinity and Violence. Atlanta, GA: ICRW and CARE.
- Ellsberg, M., Heilman, B., Namy, S., Contreras, M., & Hayes, R. (2012). Violence Against Women in Melanesia and Timor-Leste: Progress made since the 2008 Office of Development Effectiveness report. Washington, D.C.: International Center for Research on Women.
- Fabiano, P., Perkins, H., Berkowitz, A., Linkenbach, J., & Stark, C. (2003). Engaging Men as Social Justice Allies in Ending Violence Against Women: Evidence for a Social Norms Approach. *Journal of College Health*, 52, 105-112.
- Farré, L., & Vella, F. (2007). The Intergenerational Transmission of Gender Role Attitudes and Its Implications for Female Labor Force Participation *IZA Discussion Papers*: Institute for the Study of Labor.
- Fleming, P. J., Lee, J. G. L., & Dworkin, S. (2013, November 4, 2013). "Real Men Don't": *Constructions of Masculinity and Inadvertent Harm in Public Health Interventions*. Paper presented at the 141st Annual Meeting of the American Public Health Association, Boston, MA.
- Franchina, J. J., Eisler, R. M., & Moore, T. M. (2001). Masculine gender role stress and intimate abuse: Effects of masculine gender relevance of dating situations and female threat on men's attributions and affective responses. *Psychology of Men & Masculinity*, 2(34-41).
- Fulu, E., Warner, X., Miedema, S., Jewkes, R., Roselli, T., & Lang, J. (2013). Why do some men use violence against women and how can we prevent it? Quantitative findings from the

- United Nations Multi-country Study on Men and Violence in Asia and the Pacific. Bangkok: UNDP, UNFPA, UN Women, and UNV.
- Gamedze, L., & Rebombo, D. (2011). One Man Can goes to Bushbuckridge. *Sonke Gender Justice eNewsletter*. Retrieved September 29, 2013, from <http://genderjustice.org.za/resources/newsletters/sonke-ene-newsletter/issue-10/2000880-one-man-can-goes-to-bushbuckridge.html>
- Garcia-Moreno, C., Jansen, H. A. F. M., Ellsberg, M., Heise, L., & Watts, C. (2005). WHO Multi-country Study on Women's Health and Domestic Violence against Women: Initial Results on Prevalence, Health Outcomes and Women's Responses. In W. H. Organization (Ed.). Geneva: World Health Organization.
- Gil-Gonzalez, D., Vives-Cases, C., Ruiz, M. T., Carrasco-Portino, M., & Alvarez-Dardet, C. (2008). Childhood experiences of violence in perpetrators as a risk factor of intimate partner violence: a systematic review. *Journal of Public Health, 30*(1), 14-22.
- Gilmore, D. D. (1990). *Manhood in the Making: Cultural Concepts of Masculinity*. New Haven: Yale University Press.
- Gupta, G. R. (2000, July 12). *HIV/AIDS: The What, the Why and the How*. Paper presented at the XIIIth International AIDS Conference, Durban, South Africa.
- Hawkes, S., & Buse, K. (2013). Gender and global health: evidence, policy, and inconvenient truths. *Lancet, 381*(9879), 1783-1787. doi: 10.1016/S0140-6736(13)60253-6
- Heise, L., Ellsberg, M., & Gottmoeller, M. (2002). A global overview of gender-based violence. *Int J Gynaecol Obstet, 78 Suppl 1*, S5-14. doi: S0020729202000383 [pii]
- Heise, L. L. (1998). Violence against women: an integrated, ecological framework. *Violence Against Women, 4*(3), 262-290.
- Heise, L. L., Raikes, A., Watts, C. H., & Zwi, A. B. (1994). Violence against women: a neglected public health issue in less developed countries. [Research Support, Non-U.S. Gov't]. *Soc Sci Med, 39*(9), 1165-1179.
- Hilton, N. Z., Harris, G. T., & Rice, M. E. (2003). Correspondence Between Self-Report Measures of Interpersonal Aggression. *Interpersonal Violence, 18*(3), 223-239.
- Hyde, A., Drennan, J., Howlett, E., & Brady, D. (2009). Young men's vulnerability in constituting hegemonic masculinity in sexual relations. *Am J Mens Health, 3*(3), 238-251. doi: 1557988308319730 [pii]
- 10.1177/1557988308319730
- ICRW. (2002). Men, Masculinity and Domestic Violence in India: Summary report of four studies. In ICRW (Ed.), *Domestic Violence in India: Exploring Strategies, Promoting Dialogue*.
- Jakupcak, M., Lisak, D., & Roemer, L. (2002). The role of masculine ideology and masculine gender role stress in men's perpetration of relationship violence. *Psychology of Men & Masculinity, 3*(97-106).
- Jewkes, R., Nduna, M., Levin, J., Jama, N., Dunkle, K., Khuzwayo, N., Duvvury, N. (2006). A cluster randomized-controlled trial to determine the effectiveness of Stepping Stones in preventing HIV infections and promoting safer sexual behaviour amongst youth in the rural Eastern Cape, South Africa: trial design, methods and baseline findings. *Trop Med Int Health, 11*(1), 3-16.

- Jewkes, R., Nduna, M., Levin, J., Jama, N., Dunkle, K., Puren, A., & Duvvury, N. (2008). Impact of stepping stones on incidence of HIV and HSV-2 and sexual behaviour in rural South Africa: cluster randomised controlled trial. *BMJ*, *337*, a506.
- Jewkes, R., Sikweyiya, Y., Morrell, R., & Dunkle, K. (2009). Understanding men's health and use of violence: interface of rape and HIV in South Africa. In M. R. Council (Ed.), *Medical Research Council Technical Report*. Pretoria.
- Jewkes, R., Sikweyiya, Y., Morrell, R., & Dunkle, K. (2011). Gender inequitable masculinity and sexual entitlement in rape perpetration South Africa: findings of a cross-sectional study. *PLoS One*, *6*(12), e29590. doi: 10.1371/journal.pone.0029590
- Johnson, S. L. (2009). Improving the school environment to reduce school violence: a review of the literature. [Review]. *J Sch Health*, *79*(10), 451-465. doi: 10.1111/j.1746-1561.2009.00435.x
- Katz, J. (1994). *Mentors in Violence Prevention (MVP) trainer's guide*. Boston, MA: Canter for the Study of Sport in Society.
- Katz, J., Heisterkamp, H. A., & Fleming, W. M. (2011). The social justice roots of the Mentors in Violence Prevention model and its application in a high school setting. *Violence Against Women*, *17*(6), 684-702. doi: 10.1177/1077801211409725
- Kennedy, E., & Peters, P. (1992). Household food security and child nutrition: the interaction of income and gender of household head. *World Development*, *20*(8), 1077-1085.
- Kiluva-Ndunda, M. (2001). *Women's Agency and Educational Policy: The Experiences of the Women of Kilome, Kenya*. Albany, NY: State University of New York Press.
- Kim, J. C., Watts, C. H., Hargreaves, J. R., Ndhlovu, L. X., Phetla, G., Morison, L. A., Pronyk, P. (2007). Understanding the impact of a microfinance-based intervention on women's empowerment and the reduction of intimate partner violence in South Africa. *Am J Public Health*, *97*(10), 1794-1802. doi: 10.2105/AJPH.2006.095521
- Kimmel, M. S., & Mahler, M. (2003). Adolescent masculinity, homophobia, and violence - Random school shootings, 1982-2001. *American Behavioral Scientist*, *46*(10), 1439-1458. doi: Doi 10.1177/0002764203251484
- Knight, R. A., & Sims-Knight, J. E. (2003). The developmental antecedents of sexual coercion against women: testing alternative hypotheses with structural equation modeling. *Ann NY Acad Sci*, *989*, 72-85; discussion 144-153.
- Levant, R. F., Wilmer, D. J., Williams, C. M., Smalley, K. B., & Noronha, D. (2009). The relationships between masculinity variables, health risk behaviors and attitudes toward seeking psychological help. *International Journal of Men's Health*, *8*(1), 3-21.
- Levtov, R. G., Barker, G., Contreras, J. M., Heilman, B., & Verma, R. (Forthcoming). Predictors and Relationship Practices of Gender Equitable Men: Findings from the International Men and Gender Equality Survey in 8 Countries
- Macmillan, R., & Gartner, R. (1999). When she brings home the bacon: Labor-force participation and the risk of spousal violence against women. *Journal of Marriage and Family*, *61*(4), 947-958.
- Malamuth, N. M., Sockloskie, R. J., Koss, M. P., & Tanaka, J. S. (1991). Characteristics of aggressors against women: testing a model using a national sample of college students. [Research Support, U.S. Gov't, P.H.S.]. *J Consult Clin Psychol*, *59*(5), 670-681.

- McCleary-Sills, J., Namy, S., Nyoni, J., Rweyemamu, D., Steven, E., & Salvatory, A. (2013). Help-seeking Pathways and Barriers for Survivors of Gender-based Violence in Tanzania: Results from a Study in Dar es Salaam, Mbeya, and Iringa Regions. Dar es Salaam, Tanzania: Engender Health/Champion.
- Miller, E., Decker, M. R., McCauley, H. L., Tancredi, D. J., Levenson, R. R., Waldman, J., Silverman, J. G. (2010). Pregnancy coercion, intimate partner violence and unintended pregnancy. *Contraception*, 81(4), 316-322.
- Moore, T. M., & Stuart, G. L. (2005). A Review of the Literature on Masculinity and Partner Violence. *Psychology of Men & Masculinity*, 6(1), 46-61.
- Munoz Boudet, A., Petesch, P., Turk, C., & Thumala, A. (2012). On Norms and Agency: Conversations about Gender Equality with Women and Men in 20 countries. Washington, DC: World Bank.
- Nepomnyaschy, L., & Waldfogel, J. (2007). Paternity leave and fathers' involvement with their young children: Evidence from the American ECLS-B. *Community, Work & Family*, 10(4), 427-453.
- Okojie, C. E. (1994). Gender inequalities of health in the Third World. *Soc Sci Med*, 39(9), 1237-1247.
- Oxfam GB. (2007). Practising Gender Equality in Education. In S. Aikman & E. Unterhalter (Eds.). Oxford, UK: Oxfam GB.
- Partners 4 Prevention. (2013). UN Multi-Country Study on Men and Violence Retrieved May 28, 2013, from [http://www.partners4prevention.org/sites/default/files/documents/un\\_multi-country\\_study\\_on\\_men\\_and\\_violence\\_feb\\_2013.pdf](http://www.partners4prevention.org/sites/default/files/documents/un_multi-country_study_on_men_and_violence_feb_2013.pdf)
- Peacock, D., & Levack, A. (2004). The Men as Partners Program in South Africa: Reaching Men to End Gender-Based Violence and Promote Sexual and Reproductive Health. *International Journal of Men's Health*, 3(3), 173-188.
- Pierroti, R. (2013). Increasing Rejection of Intimate Partner Violence. *American Sociological Review*, 78(2), 240-265.
- Pinkhasov, R. M., Wong, J., Kashanian, J., Lee, M., Samadi, D. B., Pinkhasov, M. M., & Shabsigh, R. (2010). Are men shortchanged on health? Perspective on health care utilization and health risk behavior in men and women in the United States. *Int J Clin Pract*, 64(4), 475-487.
- Pleck, J. H. (1995). The gender role strain paradigm: An update. In R. F. Levant & S. Pollack (Eds.), *A new psychology of men* (pp. 11-32). New York: Basic Books.
- Pronyk, P. M., Kim, J. C., Abramsky, T., Phetla, G., Hargreaves, J. R., Morison, L. A., . . . Porter, J. D. (2008). A combined microfinance and training intervention can reduce HIV risk behaviour in young female participants. *AIDS*, 22(13), 1659-1665.
- Pulerwitz, J., & Barker, G. (2008). Measuring attitudes toward gender norms among young men in Brazil: development and psychometric evaluation of the GEM scale. *Men and Masculinities*, 10(3), 322-338.
- Pulerwitz, J., Barker, G., Segundo, M., & Nascimento, M. (2006). Promoting More Gender-equitable Norms and Behaviors Among Young Men as an HIV/AIDS Prevention Strategy *Horizons Final Report*. Washington, DC: Population Council.

- Pulerwitz, J., Michaelis, A., Verma, R., & Weiss, E. (2010). Addressing Gender Dynamics and Engaging Men in HIV Programs: Lessons Learned from Horizons Research. [Article]. *Public Health Reports, 125*(2), 282-292.
- Raj, A., Silverman, J. G., McCleary-Sills, J., & Liu, R. (2005). Immigration policies increase south Asian immigrant women's vulnerability to intimate partner violence. [Research Support, Non-U.S. Gov't]. *J Am Med Womens Assoc, 60*(1), 26-32.
- Reidy, D., Shirk, S., Sloan, C., & Zeichner, A. (2009). Men aggress against women: Effects of feminine gender role violation on physical aggression in hypermasculine men. *Psychology of Men & Masculinity, 10*(1), 1-12.
- Richter, L., & Morrell, R. (Eds.). (2006). *Baba: Men and Fatherhood in South Africa*. Cape Town: HSRC Press.
- Santana, M. C., Raj, A., Decker, M. R., La Marche, A., & Silverman, J. G. (2006). Masculine gender roles associated with increased sexual risk and intimate partner violence perpetration among young adult men. [Research Support, Non-U.S. Gov't]. *J Urban Health, 83*(4), 575-585. doi: 10.1007/s11524-006-9061-6
- Seguino, S. (2007). Plus Ça Change? Evidence on global trends in gender norms and stereotypes. *Feminist Economics, 13*(2), 1-28.
- Shattuck, D., Burke, H., Ramirez, C., Succop, S., Costenbader, B., Attafuah, J. D., . . . Guest, G. (2013). Using the Inequitable Gender Norms scale and associated HIV risk behaviors among men at high risk for HIV in Ghana and Tanzania. *Men and Masculinities*. doi: doi: 10.1177/1097184X13502730
- Slegh, H., Barker, G., Ruratotoye, B., & Shand, T. (2012). Gender Relations, Sexual Violence and the Effects of Conflict on Women and Men in North Kivu, Eastern Democratic Republic of Congo: Preliminary results of the International Men and Gender Equality Survey (IMAGES). . Cape Town, South Africa, Washington, D.C.: Sonke Gender Justice Network and Promundo-US.
- Smith, N., Braeken, D., Howse, L., & Shand, T. (2008). "Men-streaming" gender in sexual and reproductive health & HIV/AIDS: A toolkit for development policy makers: International Planned Parenthood Federation,.
- Solórzano, I., Abaunza, H., & Molina, C. (2000). Evaluación de impacto de la campaña contra las mujeres un desastre que los hombres si podemos evitar [Impact evaluation of the campaign "violence against women: a disaster we can prevent as men"]. Managua: CANTERA.
- Stith, S. M., Rosen, K. H., Middleton, K. A., Busch, A. L., Lundeberg, K., & Carlton, R. P. (2000). The Intergenerational Transmission of Spouse Abuse: A Meta-Analysis. *Journal of Marriage and Family, 62*(3), 640-654.
- Stith, S. M., Smith, D. B., Penn, C. E., Ward, D. B., & Tritt, D. (2004). Intimate partner physical abuse perpetration and victimization risk factors: A meta-analytic review. *Aggression and Violent Behavior, 10*, 65-98.
- Swart, L. A., Seedat, M., Stevens, G., & Ricardo, I. (2002). Violence in adolescents' romantic relationships: findings from a survey amongst school-going youth in a South African community. *J Adolesc, 25*(4), 385-395.

- Tjaden, P., & Thoennes, N. (2000). *Extent, Nature, and Consequences of Intimate Partner Violence: Findings from the National Violence Against Women Survey*. Washington, DC: National Institute of Justice and the Centers for Disease Control and Prevention, .
- UN. (1993). *Declaration on the elimination of violence against women United Nations General Assembly resolution*. New York: United Nations.
- UN. (1994). *Report of the International Conference on Population and Development*. Paper presented at the International Conference on Population and Development, Cairo, Egypt.
- UN. (1995). *Beijing Declaration and Platform for Action*. Paper presented at the The Fourth World Conference on Women, Beijing, China.
- UN. (2008). The role of men and boys in achieving gender equality. In Division for the Advancement of Women (Ed.), *Women 200 and beyond*. New York, NY: UN.
- UN. (2010). *The World's Women 2010: Trends and Statistics*. In Department of Economic and Social Affairs (Ed.), (pp. 111-125). New York, NY: United Nations.
- UN Women. (2013). *Women, War & Peace* Retrieved August 19, 2013
- UNFPA. (2012). *Marrying Too Young: End Child Marriage*. New York: United Nations Population Fund.
- van den Berg, W., Hendricks, L., Hatcher, A., Peacock, D., Godana, P., & Dworkin, S. (2013). 'One Man Can': shifts in fatherhood beliefs and parenting practices following a gender-transformative programme in Eastern Cape, South Africa. *Gender and Development, 21*(1), 111-125.
- Verma, R. K., Pulerwitz, J., Mahendra, V., Khandekar, S., Barker, G., Fulpagare, P., & Singh, S. K. (2006). Challenging and changing gender attitudes among young men in Mumbai, India. *Reprod Health Matters, 14*(28), 135-143.
- Wallacher, H. (2012). *Engaging Men: the Abatangamuco and Women's Empowerment in Burundi PRIO Paper: Peace Research Institute Oslo (PRIO)*.
- Wang, H., Dwyer-Lindgren, L., Lofgren, K. T., Rajaratnam, J. K., Marcus, J. R., Levin-Rector, A., . . . Murray, C. J. (2012). Age-specific and sex-specific mortality in 187 countries, 1970-2010: a systematic analysis for the Global Burden of Disease Study 2010. *Lancet, 380*(9859), 2071-2094.
- White, V., Greene, M., & Murphy, E. (2003). *Men and Reproductive Health Programs: Influencing Gender Norms The Synergy Project*. Washington, D.C.: U.S. Agency for International Development, .
- WHO. (2010). *Preventing intimate partner and sexual violence against women: taking action and generating evidence*. In World Health Organization/London School of Hygiene and Tropical Medicine (Ed.). Geneva: World Health Organization.
- Williams, C. L. (Ed.). (1993). *Doing "women's work": Men in nontraditional occupations*. Thousand Oaks, CA: Sage Publications.
- Williams, D. R. (2003). The health of men: structured inequalities and opportunities. *Am J Public Health, 93*(5), 724-731.
- Williams, J. R., Ghandour, R. M., & Kub, J. E. (2008). Female perpetration of violence in heterosexual intimate relationships: adolescence through adulthood. *Trauma Violence Abuse, 9*(4), 227-249.

- Wingood, G. M., & DiClemente, R. J. (2000). Application of the theory of gender and power to examine HIV-related exposures, risk factors, and effective interventions for women. *Health Educ Behav*, 27(5), 539-565.
- World Bank. (2011a). *Defining Gender in the 21st Century: Talking with Women and Men around the World; A multi-country qualitative study of gender and economic choice*. Washington, DC: World Bank.
- World Bank. (2011b). *World Development Report 2012: Gender Equality and Development*. Washington, DC: World Bank.
- World Bank. (2013). *Protecting Women from Violence. Women, Business and the Law* Retrieved October 29, 2013
- World Health Organization. (2007). *Engaging men and boys in changing gender-based inequity in health: Evidence from programme interventions*. Geneva.
- World Health Organization. (2010). *Policy approaches to engaging men and boys in achieving gender equality and health equity*. Geneva: World Health Organization.
- Yount, K. M., & Li, L. (2012). Spousal Disagreement in the Reporting of Physical Violence Against Wives in Southern Egypt. *Journal of Family Issues*, 33(11), 1540-1563.

## Appendix 1. Variable Construction

	<i>Rights for Women mean men lose out</i>		<i>Gender equality has come far enough</i>		<i>Gender equality has been achieved</i>		<i>Support for equal pay for men and women</i>	
	n	%	n	%	n	%	n	%
<b>BRAZIL</b>								
Education								
None or Primary	<b>63</b>	<b>15.0</b>	<b>212</b>	<b>55.9</b>	<b>272</b>	<b>72.3</b>	397	96.6
Secondary	<b>14</b>	<b>5.9</b>	<b>87</b>	<b>38.7</b>	<b>136</b>	<b>60.7</b>	226	95.8
Post-Sec	<b>1</b>	<b>1.1</b>	<b>54</b>	<b>63.5</b>	<b>62</b>	<b>72.9</b>	80	92.0
Age								
Age 18-28	22	8.5	120	49.4	174	72	246	96.5
Age 29-39	21	11.1	88	49.2	114	64	180	96.3
Age 40-59	35	11.7	145	54.3	182	68	278	94.9
<b>CHILE</b>								
Education								
None or Primary	<b>25</b>	<b>17.5</b>	<b>100</b>	<b>82.0</b>	<b>82</b>	<b>68.9</b>	119	90.8
Secondary	<b>52</b>	<b>9.2</b>	<b>374</b>	<b>71.9</b>	<b>340</b>	<b>65.1</b>	483	90.3
Post-Sec	<b>22</b>	<b>4.6</b>	<b>279</b>	<b>61.2</b>	<b>242</b>	<b>52.6</b>	435	94.4
Age								
Age 18-28	<b>19</b>	<b>4.7</b>	248	68.0	217	58.2	362	93.1
Age 29-39	<b>29</b>	<b>9.8</b>	187	67.0	161	58.3	266	93.0
Age 40-59	<b>51</b>	<b>10.5</b>	319	70.1	287	63.4	410	90.5
<b>CROATIA</b>								
Education								
None or Primary	<b>7</b>	<b>14.0</b>	<b>17</b>	<b>38.6</b>	35	72.9	42	89.4
Secondary	<b>44</b>	<b>5.1</b>	<b>236</b>	<b>31.3</b>	506	62.9	733	92.2
Post-Sec	<b>16</b>	<b>3.0</b>	<b>117</b>	<b>23.7</b>	307	60.1	454	92.7
Age								
Age 18-28	17	3.7	<b>94</b>	<b>23.9</b>	249	58.6	<b>393</b>	<b>94.2</b>
Age 29-39	15	3.7	<b>88</b>	<b>23.9</b>	237	61.9	<b>349</b>	<b>93.1</b>
Age 40-59	33	6.1	<b>170</b>	<b>34.3</b>	337	64.7	<b>453</b>	<b>90.1</b>
<b>INDIA</b>								
Education								
None or Primary	151	48.4	201	87.0	188	81.4	<b>201</b>	<b>67.0</b>
Secondary	240	45.0	425	88.5	389	81.4	<b>389</b>	<b>74.0</b>
Post-Sec	294	41.8	579	85.9	531	79.0	<b>527</b>	<b>75.4</b>
Age								
Age 18-28	<b>296</b>	<b>41.1</b>	569	88.6	524	82.4	525	73.4



**Appendix2.** Attitudes towards gender equality and violence by education and age, number and percentage who agree

<i>Age 29-39</i>	<b>209</b>	<b>45.2</b>	360	86.3	329	78.3	337	75.4
<i>Age 40-59</i>	<b>180</b>	<b>49.2</b>	276	84.7	255	78.5	255	70.3

Bolded means significant  $p < .05$

**Appendix2.** Attitudes towards gender equality and violence by education and age, number and percentage who agree

	<i>Rights for Women mean men lose out</i>		<i>Gender equality has come far enough</i>		<i>Gender equality has been achieved</i>		<i>Support for equal pay for men and women</i>	
	n	%	n	%	n	%	n	%
<b>MEXICO</b>								
<i>Education</i>								
None or Primary	<b>11</b>	<b>8.8</b>	92	77.3	<b>79</b>	<b>68.1</b>	<b>103</b>	<b>86.6</b>
Secondary	<b>34</b>	<b>14.2</b>	181	78.0	<b>151</b>	<b>67.7</b>	<b>217</b>	<b>90.4</b>
Post-Sec	<b>25</b>	<b>4.0</b>	444	72.6	<b>308</b>	<b>51.0</b>	<b>580</b>	<b>93.6</b>
<i>Age</i>								
Age 18-28	<b>14</b>	<b>3.8</b>	271	75.1	<b>192</b>	<b>55.2</b>	335	91.8
Age 29-39	<b>25</b>	<b>9.6</b>	180	71.4	<b>126</b>	<b>50.0</b>	235	91.1
Age 40-59	<b>31</b>	<b>8.7</b>	266	76.0	<b>220</b>	<b>64.1</b>	330	92.7
<b>RWANDA</b>								
<i>Education</i>								
None or Primary	N/A	N/A	N/A	N/A	N/A	N/A	N/A	N/A
Secondary	N/A	N/A	N/A	N/A	N/A	N/A	N/A	N/A
Post-Sec	N/A	N/A	N/A	N/A	N/A	N/A	N/A	N/A
<i>Age</i>								
Age 18-28	N/A	N/A	N/A	N/A	N/A	N/A	N/A	N/A
Age 29-39	N/A	N/A	N/A	N/A	N/A	N/A	N/A	N/A
Age 40-59	N/A	N/A	N/A	N/A	N/A	N/A	N/A	N/A
<b>BOSNIA</b>								
<i>Education</i>								
None or Primary	<b>23</b>	<b>29.9</b>	44	55.0	53	68.8	53	76.8
Secondary	<b>99</b>	<b>10.7</b>	470	52.7	643	69.5	659	84.1
Post-Sec	<b>36</b>	<b>8.1</b>	198	45.9	290	65.3	342	86.4
<i>Age</i>								
Age 18-28	<b>55</b>	<b>9.3</b>	<b>298</b>	<b>55.0</b>	<b>411</b>	<b>71.4</b>	409	83.5
Age 29-39	<b>30</b>	<b>7.6</b>	<b>165</b>	<b>45.0</b>	<b>232</b>	<b>62.2</b>	298	88.4
Age 40-59	<b>47</b>	<b>13.2</b>	<b>191</b>	<b>50.1</b>	<b>261</b>	<b>68.9</b>	273	83.0
<b>DRC</b>								
<i>Education</i>								
None or Primary	<b>123</b>	<b>46.2</b>	127	57.2	139	66.5	<b>154</b>	<b>63.4</b>
Secondary	<b>99</b>	<b>37.1</b>	129	52.4	139	58.7	<b>188</b>	<b>74.0</b>
Post-Sec	<b>28</b>	<b>23.1</b>	58	52.3	57	53.8	<b>93</b>	<b>81.6</b>
<i>Age</i>								
Age 18-28	67	37.9	<b>89</b>	<b>53.3</b>	98	60.5	<b>104</b>	<b>60.8</b>
Age 29-39	85	35.9	<b>96</b>	<b>45.9</b>	113	56.8	<b>165</b>	<b>72.7</b>
Age 40-59	98	40.7	<b>129</b>	<b>63.2</b>	124	64.6	<b>166</b>	<b>77.6</b>

**Appendix2.** Attitudes towards gender equality and violence by education and age, number and percentage who agree

Bolded means significant p<.05

	<i>A woman's most important role is to cook/clean</i>		<i>Diapers/bath/feeding kids is mother's responsibility</i>		<i>Avoiding pregnancy is a woman's responsibility</i>		<i>Final say on spending for food and clothing</i>		<i>Final say on spending for large investments</i>		<i>Final say regarding health of women</i>		<i>Final say regarding health of children</i>	
	n	%	n	%	n	%	n	%	n	%	n	%	n	%
<b>BRAZIL</b>														
<i>Education</i>														
None or Primary	<b>277</b>	<b>65.8</b>	<b>55</b>	<b>13.0</b>	<b>185</b>	<b>44.1</b>	192	74.7	192	74.7	232	90.6	142	85.0
Secondary	<b>103</b>	<b>43.3</b>	<b>16</b>	<b>6.7</b>	<b>69</b>	<b>29.1</b>	105	79.0	102	76.7	121	92.4	74	87.1
Post-Sec	<b>20</b>	<b>22.7</b>	<b>3</b>	<b>3.4</b>	<b>15</b>	<b>17.1</b>	29	85.3	30	88.2	32	94.1	16	94.1
<i>Age</i>														
Age 18-28	135	52.1	28	10.8	<b>82</b>	<b>31.5</b>	<b>70</b>	<b>67.3</b>	<b>70</b>	<b>67.3</b>	94	92.2	63	86.3
Age 29-39	97	50.8	14	7.3	<b>61</b>	<b>32.3</b>	<b>105</b>	<b>81.4</b>	<b>103</b>	<b>79.8</b>	119	93.0	92	84.4
Age 40-59	169	56.7	32	10.7	<b>127</b>	<b>42.8</b>	<b>152</b>	<b>79.2</b>	<b>152</b>	<b>79.2</b>	173	90.1	77	88.5
<b>CHILE</b>														
<i>Education</i>														
None or Primary	<b>106</b>	<b>74.1</b>	<b>75</b>	<b>52.5</b>	<b>86</b>	<b>60.1</b>	85	88.5	77	80.2	<b>66</b>	<b>84.6</b>	71	91.0
Secondary	<b>320</b>	<b>56.5</b>	<b>279</b>	<b>49.3</b>	<b>276</b>	<b>48.9</b>	283	87.1	261	79.3	<b>221</b>	<b>79.8</b>	236	83.7
Post-Sec	<b>220</b>	<b>45.8</b>	<b>189</b>	<b>39.3</b>	<b>191</b>	<b>39.8</b>	202	89.8	181	79.4	<b>151</b>	<b>88.8</b>	154	88.5
<i>Age</i>														
Age 18-28	<b>181</b>	<b>44.4</b>	<b>146</b>	<b>35.7</b>	<b>161</b>	<b>39.5</b>	63	82.9	63	79.8	39	79.6	45	83.3
Age 29-39	<b>164</b>	<b>55.2</b>	<b>133</b>	<b>44.8</b>	<b>125</b>	<b>42.2</b>	180	91.8	163	83.2	136	84.0	148	90.2
Age 40-59	<b>302</b>	<b>62.3</b>	<b>264</b>	<b>54.4</b>	<b>267</b>	<b>55.1</b>	328	87.5	294	77.6	264	83.8	269	84.9

Bolded means significant p<.05

**Appendix2.** Attitudes towards gender equality and violence by education and age, number and percentage who agree

	<i>A woman's most important role is to cook/clean</i>		<i>Diapers/bath/feeding kids is mother's responsibility</i>		<i>Avoiding pregnancy is a woman's responsibility</i>		<i>Final say spending food and clothing</i>		<i>Final say spending large investments</i>		<i>Final say regarding health of women</i>		<i>Final say regarding health of children</i>	
	n	%	n	%	n	%	n	%	n	%	n	%	n	%
<b>CROATIA</b>														
Education														
None or Primary	<b>32</b>	<b>59.3</b>	<b>21</b>	<b>38.9</b>	<b>13</b>	<b>24.5</b>	<b>25</b>	<b>83.3</b>	<b>20</b>	<b>66.7</b>	25	96.2	25	96.2
Secondary	<b>364</b>	<b>40.6</b>	<b>277</b>	<b>31.0</b>	<b>156</b>	<b>17.4</b>	<b>414</b>	<b>94.1</b>	<b>367</b>	<b>84.4</b>	299	94.0	294	93.0
Post-Sec	<b>135</b>	<b>25.1</b>	<b>128</b>	<b>24.1</b>	<b>62</b>	<b>11.6</b>	<b>309</b>	<b>94.5</b>	<b>272</b>	<b>83.2</b>	199	95.2	198	94.3
Age														
Age 18-28	155	33.0	<b>142</b>	<b>30.3</b>	<b>54</b>	<b>11.5</b>	75	90.4	66	80.5	<b>26</b>	<b>76.5</b>	28	84.9
Age 29-39	144	34.5	<b>96</b>	<b>23.2</b>	<b>59</b>	<b>14.2</b>	202	94.8	181	85.8	<b>125</b>	<b>96.2</b>	123	95.4
Age 40-59	220	39.3	<b>170</b>	<b>30.5</b>	<b>108</b>	<b>19.4</b>	445	95.1	386	82.8	<b>351</b>	<b>95.9</b>	347	94.3
<b>INDIA</b>														
Education														
None or Primary	282	90.1	277	88.5	139	44.4	148	74.4	134	69.1	<b>150</b>	<b>47.9</b>	124	66.7
Secondary	481	90.2	455	85.4	217	40.7	247	81.8	209	69.4	<b>224</b>	<b>42.0</b>	192	67.8
Post-Sec	610	86.4	596	84.4	268	38.0	253	79.1	221	69.1	<b>255</b>	<b>36.1</b>	204	69.6
Age														
Age 18-28	644	89.1	616	85.2	283	39.1	122	75.3	106	66.3	<b>162</b>	<b>22.4</b>	77	61.1
Age 29-39	406	87.9	396	85.7	187	40.5	290	81.0	253	71.3	<b>265</b>	<b>57.4</b>	241	71.1
Age 40-59	323	88.0	316	86.1	154	42.0	236	78.4	205	68.3	<b>202</b>	<b>55.0</b>	202	68.0

Bolded means significant p<.05

**Appendix2.** Attitudes towards gender equality and violence by education and age, number and percentage who agree

	<i>A woman's most important role is to cook/clean</i>		<i>Diapers/bath /feeding kids is mother's responsibility</i>		<i>Avoiding pregnancy is a woman's responsibility</i>		<i>Final say spending food and clothing</i>		<i>Final say spending large investments</i>		<i>Final say regarding health of women</i>		<i>Final say regarding health of children</i>	
	n	%	n	%	n	%	n	%	n	%	n	%	n	%
<b>MEXICO</b>														
<i>Education</i>														
None or Primary	<b>92</b>	<b>71.3</b>	<b>49</b>	<b>37.7</b>	<b>44</b>	<b>33.9</b>	82	92.1	75	85.2	65	91.6	68	95.8
Secondary	<b>163</b>	<b>66.5</b>	<b>86</b>	<b>35.1</b>	<b>69</b>	<b>28.2</b>	152	91.6	135	83.9	125	84.5	136	91.9
Post-Sec	<b>302</b>	<b>48.2</b>	<b>122</b>	<b>19.5</b>	<b>107</b>	<b>17.1</b>	276	93.9	255	87.0	222	90.6	227	92.7
<i>Age</i>														
Age 18-28	205	55.0	88	23.7	77	20.6	78	91.8	68	82.9	49	87.5	50	89.3
Age 29-39	148	56.1	68	25.7	56	21.1	156	90.7	146	85.9	138	90.2	146	95.4
Age 40-59	204	56.0	101	27.8	87	24.0	276	94.5	251	86.6	225	88.2	235	92.2
<b>RWANDA</b>														
<i>Education</i>														
None or Primary	<b>1558</b>	<b>84.5</b>	1142	62.0	<b>934</b>	<b>50.7</b>	<b>630</b>	<b>36.0</b>	<b>538</b>	<b>31.0</b>	<b>508</b>	<b>31.2</b>	717	44.5
Secondary	<b>232</b>	<b>78.4</b>	176	59.7	<b>136</b>	<b>46.6</b>	<b>128</b>	<b>49.8</b>	<b>103</b>	<b>40.1</b>	<b>91</b>	<b>38.1</b>	112	47.3
Post-Sec	<b>68</b>	<b>70.8</b>	49	51.0	<b>31</b>	<b>32.3</b>	<b>47</b>	<b>53.4</b>	<b>39</b>	<b>44.3</b>	<b>38</b>	<b>45.8</b>	46	56.8
<i>Age</i>														
Age 18-28	445	81.7	343	62.9	290	53.7	<b>93</b>	<b>21.7</b>	<b>82</b>	<b>19.5</b>	108	30.1	<b>113</b>	<b>32.9</b>
Age 29-39	614	83.0	465	62.8	359	48.5	<b>290</b>	<b>40.2</b>	<b>239</b>	<b>33.2</b>	217	31.6	<b>321</b>	<b>47.4</b>
Age 40-59	799	84.1	559	58.9	452	47.6	<b>422</b>	<b>44.7</b>	<b>359</b>	<b>38.2</b>	312	34.4	<b>441</b>	<b>48.6</b>

Bolded means significant p<.05

**Appendix2.** Attitudes towards gender equality and violence by education and age, number and percentage who agree

	<i>A woman's most important role is to cook/clean</i>		<i>Diapers/bath /feeding kids is mother's responsibility</i>		<i>Avoiding pregnancy is a woman's responsibility</i>		<i>Final say spending food and clothing</i>		<i>Final say spending large investments</i>		<i>Final say regarding health of women</i>		<i>Final say regarding health of children</i>	
	n	%	n	%	n	%	n	%	n	%	n	%	n	%
<b>BOSNIA</b>														
<i>Education</i>														
None or Primary	<b>56</b>	<b>65.9</b>	<b>55</b>	<b>65.5</b>	<b>30</b>	<b>36.1</b>	<b>36</b>	<b>90.0</b>	27	71.1	<b>26</b>	<b>78.8</b>	<b>26</b>	<b>78.8</b>
Secondary	<b>544</b>	<b>53.9</b>	<b>578</b>	<b>57.3</b>	<b>291</b>	<b>29.2</b>	<b>360</b>	<b>89.6</b>	312	78.8	<b>296</b>	<b>89.7</b>	<b>308</b>	<b>93.3</b>
Post-Sec	<b>211</b>	<b>45.1</b>	<b>197</b>	<b>41.8</b>	<b>103</b>	<b>22.0</b>	<b>237</b>	<b>95.6</b>	207	84.5	<b>173</b>	<b>94.0</b>	<b>173</b>	<b>94.0</b>
<i>Age<sup>3</sup></i>														
Age 18-28	<b>318</b>	<b>49.2</b>	<b>346</b>	<b>53.5</b>	<b>180</b>	<b>28.0</b>	51	92.7	43	79.6	<b>23</b>	<b>74.2</b>	<b>24</b>	<b>77.4</b>
Age 29-39	<b>197</b>	<b>47.6</b>	<b>192</b>	<b>46.0</b>	<b>87</b>	<b>21.1</b>	213	93.4	190	83.3	<b>174</b>	<b>93.6</b>	<b>179</b>	<b>96.2</b>
Age 40-59	<b>220</b>	<b>56.9</b>	<b>222</b>	<b>57.8</b>	<b>110</b>	<b>28.9</b>	299	91.2	251	78.9	<b>269</b>	<b>90.6</b>	<b>276</b>	<b>92.9</b>
<b>DRC</b>														
<i>Education</i>														
None or Primary	207	71.1	226	78.8	182	62.8	<b>94</b>	<b>41.2</b>	<b>76</b>	<b>30.0</b>	52	21.4	<b>51</b>	<b>20.9</b>
Secondary	210	75.3	209	74.9	174	62.4	<b>108</b>	<b>49.3</b>	<b>101</b>	<b>43.7</b>	58	27.5	<b>66</b>	<b>31.9</b>
Post-Sec	100	79.4	105	84.7	66	52.8	<b>59</b>	<b>56.2</b>	<b>60</b>	<b>54.6</b>	28	26.9	<b>38</b>	<b>36.5</b>
<i>Age</i>														
Age 18-28	136	70.1	149	78.4	<b>128</b>	<b>66.0</b>	48	42.1	45	38.5	21	21.9	25	26.6
Age 29-39	185	73.4	191	76.4	<b>136</b>	<b>54.2</b>	89	43.8	85	36.2	66	29.9	63	28.3
Age 40-59	196	78.1	201	80.1	<b>159</b>	<b>63.6</b>	124	52.5	107	44.0	51	21.1	67	28.0

Bolded means significant P<.05

**Appendix2.** Attitudes towards gender equality and violence by education and age, number and percentage who agree

	<i>There are times when a woman deserves to be beaten</i>		<i>A woman should tolerate violence to keep family together</i>	
	n	%	n	%
<b>BRAZIL</b>				
<i>Education</i>				
None or Primary	92	21.8	23	5.5
Secondary	42	17.8	7	2.9
Post-Sec	10	11.4	1	1.1
<i>Age</i>				
Age 18-28	<b>68</b>	<b>26.2</b>	8	3.1
Age 29-39	<b>25</b>	<b>13.2</b>	10	5.2
Age 40-59	<b>51</b>	<b>17.1</b>	13	4.4
<b>CHILE</b>				
<i>Education</i>				
None or Primary	<b>29</b>	<b>20.3</b>	18	12.6
Secondary	<b>55</b>	<b>9.7</b>	48	8.5
Post-Sec	<b>35</b>	<b>7.3</b>	35	7.3
<i>Age</i>				
Age 18-28	35	8.6	29	7.1
Age 29-39	29	9.8	23	7.7
Age 40-59	55	11.4	49	10.1
<b>CROATIA</b>				
<i>Education</i>				
None or Primary	<b>13</b>	<b>24.5</b>	<b>9</b>	<b>16.7</b>
Secondary	<b>114</b>	<b>12.9</b>	<b>58</b>	<b>6.5</b>
Post-Sec	<b>49</b>	<b>9.2</b>	<b>19</b>	<b>3.5</b>
<i>Age</i>				

**Appendix2.** Attitudes towards gender equality and violence by education and age, number and percentage who agree

Age 18-28	<b>42</b>	<b>9.1</b>	<b>20</b>	<b>4.3</b>
Age 29-39	<b>36</b>	<b>8.8</b>	<b>13</b>	<b>3.1</b>
Age 40-59	<b>90</b>	<b>16.3</b>	<b>47</b>	<b>8.4</b>
<b>INDIA</b>				
<i>Education</i>				
None or Primary	220	70.3	<b>234</b>	<b>74.8</b>
Secondary	339	63.6	<b>354</b>	<b>66.4</b>
Post-Sec	446	63.2	<b>460</b>	<b>65.2</b>
<i>Age</i>				
Age 18-28	464	64.2	499	69.0
Age 29-39	308	66.7	303	65.6
Age 40-59	233	63.5	246	67.0
<b>MEXICO</b>				
<i>Education</i>				
None or Primary	<b>9</b>	<b>6.9</b>	<b>8</b>	<b>6.2</b>
Secondary	<b>25</b>	<b>10.3</b>	<b>17</b>	<b>6.9</b>
Post-Sec	<b>24</b>	<b>3.8</b>	<b>14</b>	<b>2.2</b>
<i>Age</i>				
Age 18-28	16	4.3	13	3.5
Age 29-39	16	6.0	10	3.8
Age 40-59	26	7.2	16	4.4
<b>RWANDA</b>				
<i>Education</i>				
None or Primary	391	21.3	<b>1031</b>	<b>55.9</b>
Secondary	49	16.8	<b>124</b>	<b>42.2</b>
Post-Sec	17	17.7	<b>43</b>	<b>44.8</b>
<i>Age</i>				
Age 18-28	126	23.5	297	54.6
Age 29-39	152	20.5	393	53.1



**Appendix2.** Attitudes towards gender equality and violence by education and age, number and percentage who agree

Age 40-59	179	18.9	508	53.5
<b>BOSNIA</b>				
<i>Education</i>				
None or Primary	<b>31</b>	<b>36.9</b>	<b>18</b>	<b>22.2</b>
Secondary	<b>255</b>	<b>25.4</b>	<b>148</b>	<b>14.9</b>
Post-Sec	<b>74</b>	<b>15.7</b>	<b>38</b>	<b>8.2</b>
<i>Age</i>				
Age 18-28	<b>128</b>	<b>19.8</b>	<b>78</b>	<b>12.2</b>
Age 29-39	<b>85</b>	<b>20.5</b>	<b>38</b>	<b>9.2</b>
Age 40-59	<b>109</b>	<b>28.4</b>	<b>61</b>	<b>16.3</b>
<b>DRC</b>				
<i>Education</i>				
None or Primary	<b>192</b>	<b>66.4</b>	<b>201</b>	<b>69.1</b>
Secondary	<b>173</b>	<b>62.7</b>	<b>182</b>	<b>65.7</b>
Post-Sec	<b>58</b>	<b>46.8</b>	<b>68</b>	<b>53.0</b>
<i>Age</i>				
Age 18-28	107	55.7	125	65.1
Age 29-39	161	64.9	161	63.9
Age 40-59	156	62.4	165	65.7

**Appendix2.** Attitudes towards gender equality and violence by education and age, number and percentage who agree

**Table 16**

Analyses by Country: Correlates of physical violence perpetration against a partner, presented as adjusted odds ratios \*

<b>Demographic and Predictor Variables</b>	<b>Bosnia (n=1169)</b>	<b>Brazil (n=617)</b>	<b>Chile (n=1051)</b>	<b>Croatia (n=1152)</b>	<b>DRC (n=539)</b>	<b>India (n=917)</b>	<b>Mexico (n=895)</b>	<b>Rwanda (n=1456)</b>
<i>Age 18-28 (REF)</i>	1.00	1.00	1.00	1.00	1.00	1.00	1.00	1.00
<i>Age 29-39</i>	1.22	1.27	1.47+	<b>1.67**</b>	<b>2.47***</b>	<b>1.93**</b>	1.29	1.43+
<i>Age 40-59</i>	1.24	1.31	<b>1.78**</b>	<b>2.42***</b>	<b>3.91***</b>	<b>2.57***</b>	1.18	<b>1.55*</b>
<i>No Schooling or Primary School (REF)</i>	1.00	1.00	1.00	1.00	1.00	1.00	1.00	1.00
<i>Secondary School</i>	0.79	0.76	0.92	1.45	<b>1.90**</b>	0.68+	1.48	1.04
<i>Post-Secondary School</i>	0.72	0.47+	1.06	1.25	<b>2.02*</b>	<b>0.47**</b>	1.40	0.68
<i>Low income quartile (REF)</i>	1.00	1.00	1.00	1.00	1.00	1.00	1.00	1.00
<i>Mid-Low Income quartile</i>	0.82	0.98	0.94	1.19	<b>2.80**</b>	1.42+	0.95	1.01
<i>Mid-High Income quartile</i>	1.06	1.00	1.07	1.35	1.17	1.34	1.64	1.17
<i>Highest Income quartile</i>	0.91	0.64	0.90	0.98	0.76	1.35	1.19	0.92
<i>Employed</i>	1.08	1.15	1.44+	1.03	1.10	1.41	1.87+	0.82
<i>Witness of Intra-parental violence</i>	<b>2.77***</b>	<b>1.71*</b>	<b>2.68***</b>	<b>2.10***</b>	1.26	<b>3.73***</b>	<b>3.08***</b>	<b>2.34***</b>
<i>Permissive attitudes towards VAW</i>	1.34	<b>1.92**</b>	<b>1.90**</b>	<b>3.14***</b>	1.52+	1.28	<b>2.55**</b>	1.33+
<i>GEM Score</i>	<b>0.68***</b>	0.99	<b>0.87+</b>	<b>0.87+</b>	0.92	1.03	<b>0.68***</b>	0.94
<i>Depressed</i>	1.14	<b>2.44**</b>	<b>1.50*</b>	<b>1.29+</b>	NA	<b>1.65**</b>	<b>1.85*</b>	NA
<i>Has been involved in Fights</i>	<b>2.92***</b>	<b>4.04***</b>	<b>2.91***</b>	<b>1.98***</b>	1.32	<b>3.51***</b>	<b>2.19**</b>	<b>1.67*</b>

+  $p < 0.10$ , \*  $p < 0.05$ , \*\*  $p < 0.01$ , \*\*\*  $p < 0.001$

(Bolded means significant  $P < .05$ )

\*Adjusted for all other variables presented in table

### Appendix3. Multivariate Analyses by Country

**Table 17**

Analyses by Country: Correlates of active attempts to prevent violence against women being perpetrated by another man, presented as adjusted odds ratios \*

<b>Demographic and Predictor Variables</b>	<b>Bosnia (n=1117)</b>	<b>Brazil (n=595)</b>	<b>Chile (n=832)</b>	<b>Croatia (n=1095)</b>	<b>DRC (n=477)</b>	<b>India (n=851)</b>	<b>Mexico (n=813)</b>	<b>Rwanda (n=1861)</b>
<i>Age 18-28 (REF)</i>	1.00	1.00	1.00	1.00	1.00	1.00	1.00	1.00
<i>Age 29-39 (ref 18-28)</i>	1.00	1.06	0.78	0.79	1.66+	0.90	<b>0.51*</b>	1.39
<i>Age 40-59 (ref 18-28)</i>	1.06	1.14	1.09	0.81	1.31	0.92	<b>0.52*</b>	<b>2.45**</b>
<i>No Schooling or Primary School (REF)</i>	1.00	1.00	1.00	1.00	1.00	1.00	1.00	1.00
<i>Secondary School (ref Primary or none)</i>	1.11	1.16	1.28	0.76	0.92	0.67+	1.27	1.22
<i>Post-Secondary School (ref Primary or none)</i>	1.51	0.60	<b>2.50*</b>	0.58	0.97	0.76	0.95	1.38
<i>Low income quartile (REF)</i>	1.00	1.00	1.00	1.00	1.00	1.00	1.00	1.00
<i>Mid-Low Income (ref Low Income)</i>	<b>1.67*</b>	0.84	0.62	0.77	0.89	0.72	1.08	1.18
<i>Mid-High Income (ref Low Income)</i>	<b>1.82*</b>	0.82	0.98	0.61+	0.64	<b>0.45**</b>	1.11	1.15
<i>Highest Income (ref Low Income)</i>	1.82+	0.68	3.08	0.69	<b>0.33+</b>	<b>0.51*</b>	1.73	1.21
<i>Employed</i>	0.84	<b>2.34**</b>	1.28	1.26	1.08	<b>0.14*</b>	2.07*	<b>0.21*</b>
<i>Witness of Intra-parental violence</i>	0.79	1.41	<b>0.50**</b>	0.87	0.93	<b>0.43***</b>	0.68+	0.82
<i>Permissive attitudes towards VAW</i>	<b>0.85</b>	<b>0.42**</b>	<b>0.57+</b>	<b>0.61+</b>	1.16	1.18	<b>0.58</b>	0.73
<i>GEM Score</i>	<b>1.29**</b>	1.19	<b>1.47***</b>	<b>1.67***</b>	0.99	0.85	<b>1.25+</b>	0.95
<i>Depressed</i>	1.18	1.57	1.19	0.98	NA	0.74	2.14+	NA
<i>Has been involved in Fights</i>	0.85	0.94	0.47**	0.68+	1.09	0.83	0.81	0.71
<i>Awareness of VAW laws</i>	1.08	1.58	0.90	<b>1.76**</b>	1.63	<b>1.75*</b>	<b>2.08*</b>	<b>1.97**</b>
<i>Awareness of anti-violence campaigns</i>	1.21	1.08	0.72	1.40	1.23	<b>1.50*</b>	0.76	NA
<i>Awareness of anti-violence ads</i>	1.23	<b>3.93***</b>	0.61	1.17	1.30	1.46+	1.02	NA

+  $p < 0.10$ , \*  $p < 0.05$ , \*\*  $p < 0.01$ , \*\*\*  $p < 0.001$

\*Adjusted for all other variables presented in table